


YANMAR FRONT MOWER

YANMAR

PARTS CATALOG



MODEL

GE22

Published 1st. Edition

MAR.,2002

NPC-3908


YOUR PARTS ORDERING

- When placing your parts order with us, Please contact us upon confirming the Model, Part No, Description and Qty of the parts you want to order by this parts catalog.
First look for the illustration of the part you want. Then you can find out the necessary informations by tracing the illustration No., as each illustration corresponds to the parts list on the following page.
- All parts the illustrations of which are not numbered shall not be sold separately.
- You are asked to prepare parts, especially consumable parts in the demand season earlier, as orders will come with a rush in this season.
- Parts other than those due to misshipping on your part shall not be allowed to returned in principle.
- Please surely use YANMAR Genuine Parts in any YANMAR Product
(Use of similar goods (parts) on the market causes earlier damage or worsening of performance.)

HOW TO READ THIS PARTS CATALOG

- In the case where a Ref. No. given in the list does not agree with the corresponding Sketch No. in illustration (no suffix number as shown below), an illustration for such a New Part has been omitted only in the case of a parts change for which Interchangeability Symbol N, R or K is given.

[Example]

Sketch No. in Illustration	Ref. No. in List	
1	1	(Before the change)
1	1 	(After the change)
2	2	






- Indication and meaning of level

- Level
- A number of dots indicated is called the level which refers to the assembly-component relation of an assembly part.
(* refers to an assembly part.)
 - Refers to a component included in an assembly part indicated by one dot (*).
 - Refers to a component included in a complete part indicated by two dots (**).
(It indicates a sub-component of pertinent assembly part indicated by one dot (*).)

- Indication and meaning of interchangeability symbol

(Given under the column "I" next to the quantity column in the list)

In the case where a parts change took place, one of the following interchangeability symbols is indicated for that part:

Symbol	Interchangeability	Contents note
N	New  Old	New Part is interchangeable for Old Part but not interchangeable conversely.
P	New  Old	Same as symbol N but supply of Old Part is suspended and New Part is sold in the future.
Q	New  Old	New Part is not interchangeable for Old Part but interchangeable conversely.
R	New  Old	New Part is interchangeable for Old Part and vice versa.
S	New  Old	New Part is not interchangeable for Old Part and vice versa.
W		Part newly added.
Z		Part discontinued.
F		Not interchangeable by single part but interchangeable by set of the related parts.
K		Changed only in quantity used.

- Remarks (column "R" given at the right end of the list)
9-1) A numerical or alphabetic character (symbol) may be indicated under the column "R".
9-2) A comment (remarks) for a part in question is given at the lower part of the list, following a symbol identical to the aftermentioned symbol when a symbol is indicated under the column "R".

- Virtual No. in illustration

A Sketch No. in illustration containing an encircled numeral indicates other related Group No.

[Example]

① - 1	}	Group No. 3
1		Ref. No. 1

indicated.

- Change Effective Machine No.

When a part is changed, a Change Effective Machine No. of such a model for which a New Part is applied is indicated as follows:

[Example] Model columns A ~ F

(Model indication is given in two kinds, namely, 4-model and 6-model indications, correspond to A ~ F in front of Change Effective Machine No.,

4-model Indication

(A) =
(B) =
(C) =
(D) =

6-model Indication

(A) =	(D) =
(B) =	(E) =
(C) =	(F) =

[Example] A = F610001 B = F612001

Model column A indicates that a parts change is put into effect from Machine No. 610001 and on. And moreover Model column B indicates that a parts change is put into effect from Machine No. 612001 and on.

[Classification]

E Engine No.	}	indicated.
F Machine Body No.		
R Rotary Unit No.		

- Additional Group No. found in the Revised Edition

Kindly understand that a Group No. other than consecutive numbers has been entered in the case where the corresponding Group is added within the pertinent Section.

[Example]

Section

BODY SECTION

Group No. Group name

- 46. ENGINE FIXTURE & BATTERY
- 47. FRAME & HYDRAULIC PUMP
- 48. BEVEL GEAR CASE
- 49. TRANSM. CASE & RUNNING CLUTCH
- 50. CONTROL LEVERS
- 51. CRAWLER
- 64. ENGINE FIXTURE & BATTERY
- 65. CONTROL LEVERS

SNOW REMOVAL SECTION

- 52. CHUTE
- 53. SNOW REMOVAL FRAME & BLOWER

Additional Groups are indicated.

Owing to the improvement of YANMAR Product involved or its parts, the contents of this Parts Catalog may be altered without prior notice to you

PAINTING COLOR (Mower Unit : RM48F)

SECTION	PAINTING COLOR	COLOR SPRAY	MAIN PARTS	COLOR CODE (FIGURE)
Mower	YANMAR Red 1	TOR-90400003	Mower Deck PL Assy.	50

Please surely use **YANMAR** Genuine color spray any **YANMAR** agricultural machines.

Given painting color may be altered for improvement, etc. without prior notice.

CONTENTS

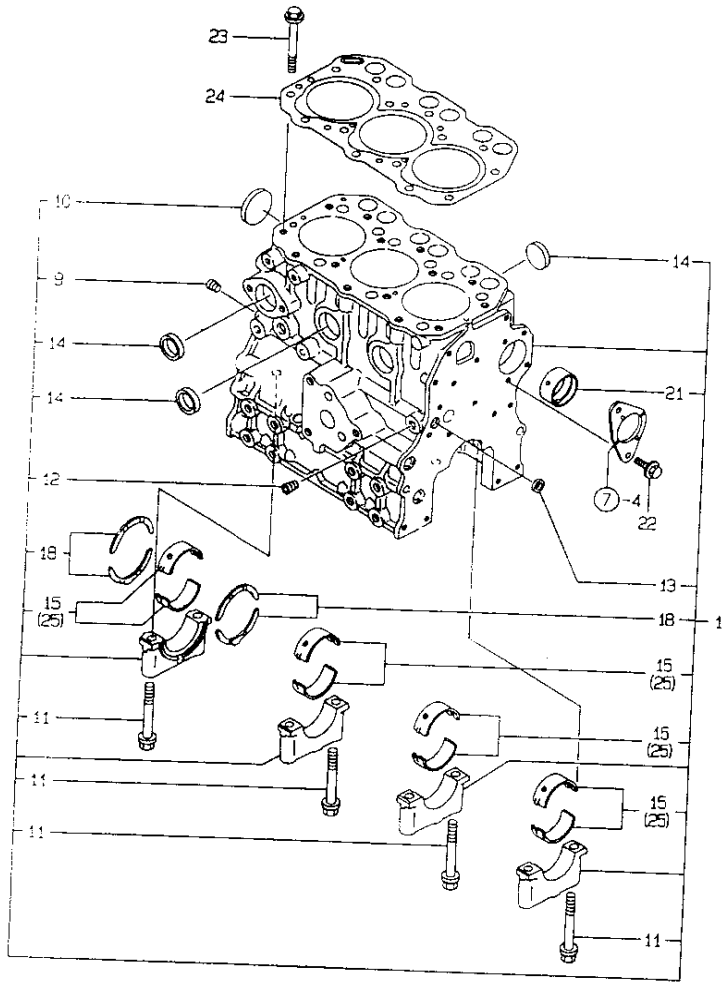
YOUR PARTS ORDERING	1A02
PAINTING COLOR	1A03

ENGINE UNIT (3TNE74-UFM)	1B02
GROUP NO. GROUP NAME	
1. CYLINDER BLOCK	1B03
2. GEAR HOUSING	1B04
3. OIL SUMP	1B05
4. CYLINDER HEAD & BONNET	1B06
5. SUCTION MANIFOLD	1B08
6. EXHAUST MANIFOLD & SILENCER	1B09
7. CAMSHAFT & DRIVING GEAR	1B10
8. CRANKSHAFT & PISTON	1B11
9. LUBRICATING OIL SYSTEM	1B12
10. COOLING WATER SYSTEM	1B13
11. FUEL OIL INJECTION PUMP	1B14
12. GOVERNOR	1B15
13. FUEL OIL INJECTION VALVE	1C01
14. FUEL OIL LINE	1C02
15. STARTING MOTOR	1C03
16. GENERATOR	1C04
BODY SECTION	1D02
17. BATTERY	1D03
18. FUEL TANK	1D04
19. MUFFLER, ENGINE UNIT	1D05
20. DRIVE JOINT & WEIGHT	1D06
21. RADIATOR	1D07
22. AIR CLEANER	1D08
23. LIFT LINK	1D09
24. TRANSMISSION	1D10
25. TRANSMISSION	1D11
26. FRONT DIFFERENTIAL	1D12
27. REAR DIFFERENTIAL	1D13

GROUP NO.	GROUP NAME	
28.	REAR AXLE	1D14
29.	PTO,HPL,AND ACCEL CONTROLS	1D15
30.	BRAKE	1D16
31.	MAIN FRAME	1E01
32.	HST CONTROL	1E02
33.	BRAKE & 4WD CONTROL LINKAGES	1E03
34.	HYDRAULIC SYSTEM;STEERING CASE	1E04
35.	HYDRAULIC SYSTEM;OIL FILTER	1E05
36.	FRONT WHEELS,REAR WHEELS	1E06
37.	POWER TAKE OFF;SIDE	1E07
38.	POWER TAKE OFF;FRONT	1E08
39.	BONNET	1E09
40.	OPERATOR SEAT	1E10
41.	STEERING,DASH BOARD AND STEP	1E11
42.	FENDER & ROPS	1E12
43.	WIRING	1E13
44.	LABEL	1E14
45.	LABEL(SAFETY	1E15
MOWER UNIT		1F02
1.	MOWER JOINT	1F03
2.	MOWER DECK	1F04
3.	LIFT PIN	1F05
4.	MOWER COVER L	1F06
5.	MOWER COVER R	1F07
6.	ABANDON COVER	1F08
7.	MOWER IN-PUT	1F09
8.	POWER TAKE OFF COVER	1F10
9.	MOWER PULLEY & SHAFT	1F11
10.	TENSION ARM	1F12

GROUP NO.	GROUP NAME	
11.	BLADE	1F13
12.	GAUGE WHEEL FRAME	1F14
13.	ROLLER	1F15
14.	GAUGE WHEEL(FRONT	1F16
15.	GAUGE WHEEL(REAR	1G01
16.	LABEL	1G02
17.	LABEL(SAFETY	1G03
PARTS INDEX		1M01
FICHE INDEX		M16

1. CYLINDER BLOCK



N154525

(1) UNDER-SIZE(U.S=0.25)PART.
(REMARKS)"EFFECTIVE MACHINE NO." OF

ENGINE IS INDICATED ON THE
ENGINE LABEL WHICH IS SHOWN
IN FIG.4.

1. CYLINDER BLOCK

02.02.27

1803
(1802)
NPC-3908

(A)=3TNE74-UFM (D)=
(B)= (E)=
(C)= (F)=

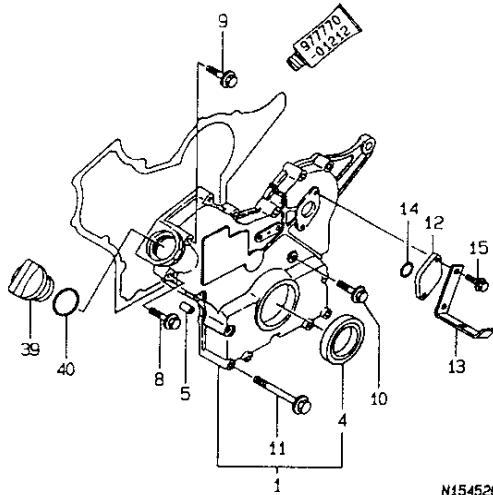
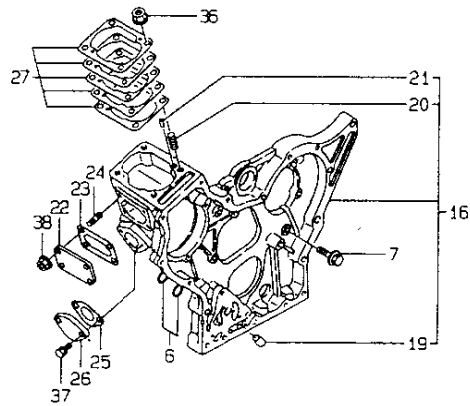
REF. NO.	LEV. 0	PART NO.	DESCRIPTION	Q'TY						I	P/U	A	R
				(A)	(B)	(C)	(D)	(E)	(F)				
1	-	719623-01560	BLOCK ASSY, CYLINDER	1									1
9	--	119600-01050	PLUG PT1/4	1									1
10	--	119623-01250	PLUG 45	1									1
11	--	119620-02020	BOLT	8									1
12	--	23876-010000	PLUG PT1/8, SCREW	1									1
13	--	27241-120000	PLUG 12	1									1
14	--	27241-300000	PLUG 30	6									1
15	--	719620-02800	MAIN BEARING	4									1
18	--	719620-02930	BEARING, THRUST	2									1
21	--	119624-02410	BUSH	1									1
22	-	26106-060122	BOLT M 6X 12 PLATED	2									1
23	-	119620-01200	BOLT, CYLINDER HEAD	14									1
24	-	119623-01340	GASKET, CYL. HEAD	1									1
25	-	719620-02870	MAIN BEARING US=0.25	4									1 <1

REMARKS
(1) アンダーサイズ(U.S=0.25)のピストン。
(2) エンジンラベルに記載の有効機番NO.4
キタイマシンノコウキテス。

(1) UNDER-SIZE(U.S=0.25)PART.
(REMARKS)"EFFECTIVE MACHINE NO." OF
ENGINE IS INDICATED ON THE
ENGINE LABEL WHICH IS SHOWN
IN FIG.4.

N154525

2. GEAR HOUSING



N154526

(REMARKS) "EFFECTIVE MACHINE NO." OF
ENGINE IS INDICATED ON THE
ENGINE LABEL WHICH IS SHOWN
IN FIG.4.

1804
(1802)
NPC-3908

2. GEAR HOUSING

02.02.27

(A)=3TNE74-UFM (D)=
(B)= (E)=
(C)= (F)=

REF. NO.	LEV. 0	PART NO.	DESCRIPTION	Q'TY						I	P/U	A	R
				(A)	(B)	(C)	(D)	(E)	(F)				
1	.	119610-01590	COVER ASSY, HOUSING	1								1	
4	..	119620-01800	SEAL HTC456208, OIL	1								1	
5	.	119660-01911	PIPE, KNOCK	4								1	
6	.	119624-32040	O-RING P 12.0	2								1	
7	.	26106-060162	BOLT M 6X 16 PLATED	7								10	
8	.	26106-060302	BOLT M 6X 30 PLATED	8								10	
9	.	26106-060602	BOLT M 6X 60 PLATED	1								10	
10	.	26106-060602	BOLT M 6X 60 PLATED	3								10	
11	.	26106-060802	BOLT M 6X 80 PLATED	6								10	
12	.	121023-01550	COVER, BLIND	1								1	
13	.	119653-01900	BRACKET (CW-T)	1								1	
14	.	24341-000240	O-RING 1A S-24.0	1								10	
15	.	26106-060202	BOLT M 6X 20 PLATED	2								10	
16	.	119610-01490	HOUSING ASSY, GEAR	1								1	
19	..	119660-01510	PLUG 10X14	1								1	
20	..	121450-01560	STUD M 8X 22	4								1	
21	..	22351-040010	SPRING PIN 4X10	2								10	
22	.	119660-01551	COVER	1								1	
23	.	119660-01562	GASKET, (NON-ASB.)	1								1	
24	.	119660-01570	STUD M6X12	4								1	
25	.	121520-01851	GASKET, (NON-ASB.)	1								1	
26	.	121520-01860	COVER, BLIND	1								1	
27	.	119623-01950	SHIM PACK	1								1	
36	.	194990-22050	NUT W/WASHER 8	4								1	
37	.	26014-060202	BOLT M 6X 20	2								10	
38	.	26366-060002	NUT M 6	4								10	
39	.	124160-01751	CAP, LUB.OIL SUPPLY	1								1	
40	.	24311-000320	O-RING 1A P-32.0	1								10	

REMARKS
(注1) エンジンが どのエンジンか 1) コウモリNO.4 / (REMARKS) "EFFECTIVE MACHINE NO." OF
タイメイハシノ コウモリ
ENGINE IS INDICATED ON THE
ENGINE LABEL WHICH IS SHOWN
IN FIG.4.

N154526

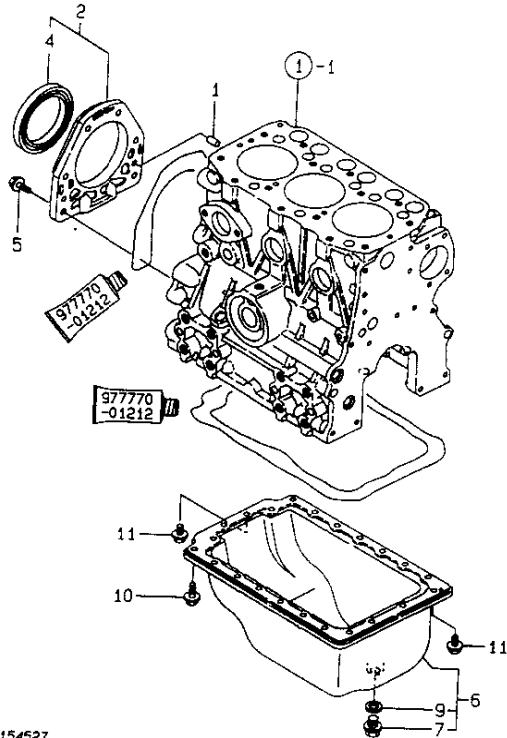
3. OIL SUMP

1805
(1802)
NPC-3908

3. OIL SUMP

02.02.27

(A)=3TNE74-UFM (D)=
(B)= (E)=
(C)= (F)=



N154527

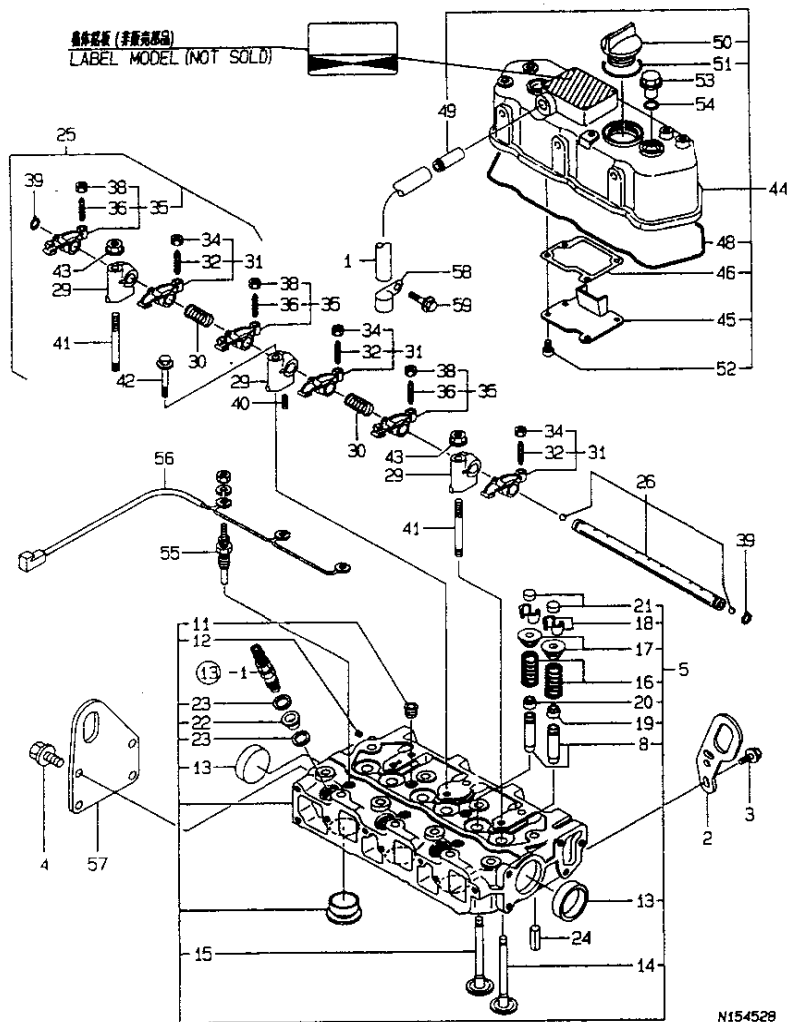
(REMARKS) "EFFECTIVE MACHINE NO." OF
ENGINE IS INDICATED ON THE
ENGINE LABEL WHICH IS SHOWN
IN FIG.4.

REF. NO.	LEV. 0	PART NO.	DESCRIPTION	Q'TY						I	P/U	A	R
				(A)	(B)	(C)	(D)	(E)	(F)				
1	-	119620-01620	PARALLEL PIN 6X10	2									
2	-	719620-01650	CASE ASSY, OIL SEAL	1									1
4	..	124085-02220	SEAL, OIL	1									1
5	-	26106-060222	BOLT M 6X 22 PLATED	6									10
6	-	119653-01540	OIL PAN ASSY	1									1
7	..	129054-01640	DRAIN PLUG	1									1
9	..	22190-120002	SEAL WASHER 12	1									10
10	-	26106-060082	BOLT M 6X 8 PLATED	16									10
11	-	26106-060122	BOLT M 6X 12 PLATED	6									10

REMARKS
(手注) エンジンラベルのシリアルナンバーは、図4のエンジンラベルに示されている。
キタイメイハシンのコックを参照。
REMARKS
"EFFECTIVE MACHINE NO." OF
ENGINE IS INDICATED ON THE
ENGINE LABEL WHICH IS SHOWN
IN FIG.4.

N154527

4. CYLINDER HEAD & BONNET



(1) REPAIR PART.
(REMARKS) "EFFECTIVE MACHINE NO." OF

ENGINE IS INDICATED ON THE
ENGINE LABEL WHICH IS SHOWN
IN FIG.4.

4. CYLINDER HEAD & BONNET

1B06
1B02
NPC-3908

(A)=3TNE74-UFM (D)=
(B)= (E)=
(C)= (F)=

02.02.27

REF. NO.	LEV. 0	PART NO.	DESCRIPTION	QTY						I	P	U	A	R
				(A)	(B)	(C)	(D)	(E)	(F)					
1	.	23065-120500	PIPE, VINYL 12X 500	1										1
2	.	119260-07900	LIFTER, ENGINE	1										1
3	.	26106-080142	BOLT M 8X 14 PLATED	2										10
4	.	26106-060122	BOLT M 6X 12 PLATED	4										10
5	.	119626-11000	HEAD ASSY, CYLINDER	1										1
8	..	119620-11801	GUIDE, VALVE	6										1 (1)
11	..	23876-020000	PLUG 1/4	2										1
12	..	27221-050080	PLUG 5X 8	1										1
13	..	27241-400000	PLUG 40	2										1
14	..	119623-11100	VALVE, INTAKE	3										1
15	..	119620-11110	VALVE, EXHAUST	3										1
16	..	119620-11120	SPRING, VALVE	6										1
17	..	119620-11180	RETAINER, SPRING	6										1
18	..	27310-070000	COTTER 7	6										5
19	..	124160-11340	SEAL, VALVE STEM	3										1
20	..	124950-11340	SEAL, VALVE STEM	3										1
21	..	104211-11370	CAP, VALVE	6										1
22	..	119600-11450	PROTECTOR, NOZZLE	3										1
23	..	119600-11460	GASKET, NOZZLE	6										1
24	..	22351-060012	SPRING PIN 6X12	2										10
25	.	119620-11200	SUPPORT ASSY, ARM	1										1
26	..	119620-11240	SHAFT ASSY, ROCKER	1										1
29	..	119620-11260	SUPPORT, ROCKER ARM	3										1
30	..	119620-11280	SPRING	2										1
31	..	719620-11650	ARM ASSY, ROCKER	3										1
32	..	105010-11230	SCREW, VALVE	3										1
34	..	26856-060002	LOCK NUT 6	3										1
35	..	719620-11660	ARM ASSY, ROCKER	3										1
36	..	105010-11230	SCREW, VALVE	3										1
38	..	26856-060002	LOCK NUT 6	3										1
39	..	22242-000120	CIRCLIP 12	2										10
40	..	26979-050162	SCREW M 5X16	1										10
41	.	119620-11350	STUD	2										1
42	.	26106-080452	BOLT M 8X 45 PLATED	1										10
43	.	26306-080002	NUT	2										1
44	.	719620-11521	BONNET ASSY	1										1
45	..	119620-03020	PLATE, SHELTER	1										1
46	..	119620-03031	GASKET, (NON-ASB.)	1										1
48	..	119620-11310	GASKET, BONNET	1										1
49	..	118400-03060	JOINT, BREATHER	1										1
50	..	124160-01751	CAP, LUB.OIL SUPPLY	1										1
51	..	24311-000320	O-RING 1A P-32.0	1										10
52	..	22857-500100	SCREW 5X10,TAPPING	4										10
53	.	124160-11360	KNOB	2										1
54	.	24311-000120	O-RING 1A P 12.0	2										10
55	.	129155-77801	PLUG, GLOW	3										1
56	.	119645-77820	CONNECTOR, GLOW PLUG	1										1
57	.	119632-07900	LIFTER, ENGINE	1										1
58	.	124160-01650	CLAMP	1										1
59	.	26106-080122	BOLT M 8X 12 PLATED	1										10

5. SUCTION MANIFOLD

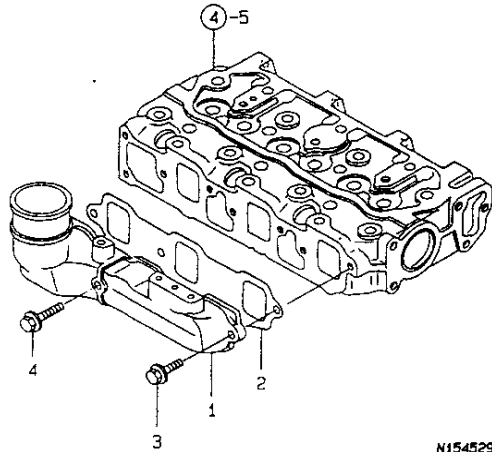
1B08
 (1B02)
 NPC-3908

5. SUCTION MANIFOLD

02-02-27

(A)=3TNE74-UFM (D)=
 (B)= (E)=
 (C)= (F)=

REF. NO.	LEV. 0	PART NO.	DESCRIPTION	-----Q'TY-----						I	P/U	A	R
				(A)	(B)	(C)	(D)	(E)	(F)				
1	.	119660-12101	MANIFOLD, AIR INTAKE	1								1	
2	.	119660-12111	GASKET, SUC. MANIFOLD	1								1	
3	.	26106-060162	BOLT M 6X 16 PLATED	2								10	
4	.	26106-060402	BOLT M 6X 40 PLATED	1								10	



N154529

(REMARKS) "EFFECTIVE MACHINE NO." OF
 ENGINE IS INDICATED ON THE
 ENGINE LABEL WHICH IS SHOWN
 IN FIG.4.

REMARKS
 (チボク) エンジンノフ" シ"ツシコ"ウキ ハ コクモクNO.4 ノ (REMARKS) "EFFECTIVE MACHINE NO." OF
 *タイメイハ"ン ノ コ"ウキチ"ス。 ENGINE IS INDICATED ON THE
 ENGINE LABEL WHICH IS SHOWN
 IN FIG.4.

N154529

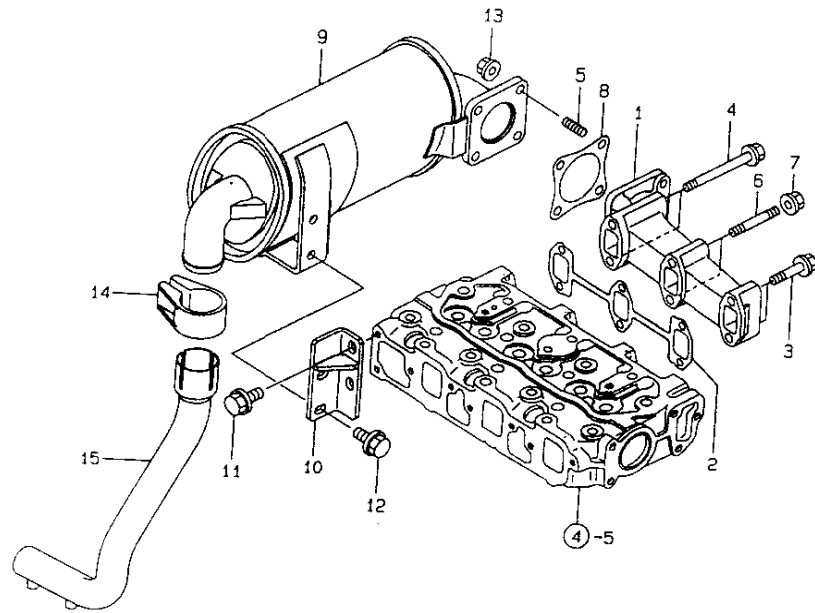
6. EXHAUST MANIFOLD & SILENCER

1809
 (1802)
 NPC-3908

6. EXHAUST MANIFOLD & SILENCER

02.02.27

(A)=3TNE74-UFM (D)=
 (B)= (E)=
 (C)= (F)=



REF. NO.	LEV. 0	PART NO.	DESCRIPTION	QTY						I	P/U	A	R
				(A)	(B)	(C)	(D)	(E)	(F)				
1	-	119620-13101	MANIFOLD, EXHAUST	1									1
2	-	119620-13110	GASKET, EXH. MANIFOLD	1									1
3	-	26106-080352	BOLT M 8X 35 PLATED	2									10
4	-	26106-080802	BOLT M 8X 80 PLATED	2									10
5	-	26216-080162	STUD BOLT M8X16	4									1
6	-	26216-080552	STUD M 8X 55 PLATED	2									1
7	-	26306-080002	NUT	2									1
8	-	121000-13201	GASKET, SILENCER	1									1
9	-	119653-13540	SILENCER	1									1
10	-	119653-13610	BRACKET (SILENCER)	1									10
11	-	26106-080142	BOLT M 8X 14 PLATED	2									10
12	-	26106-080162	BOLT M 8X 16 PLATED	2									10
13	-	26306-080002	NUT	4									1
14	-	119650-13620	CLAMP, EXHAUST PIPE	1									1
15	-	119653-13650	PIPE, EXHAUST	1									1

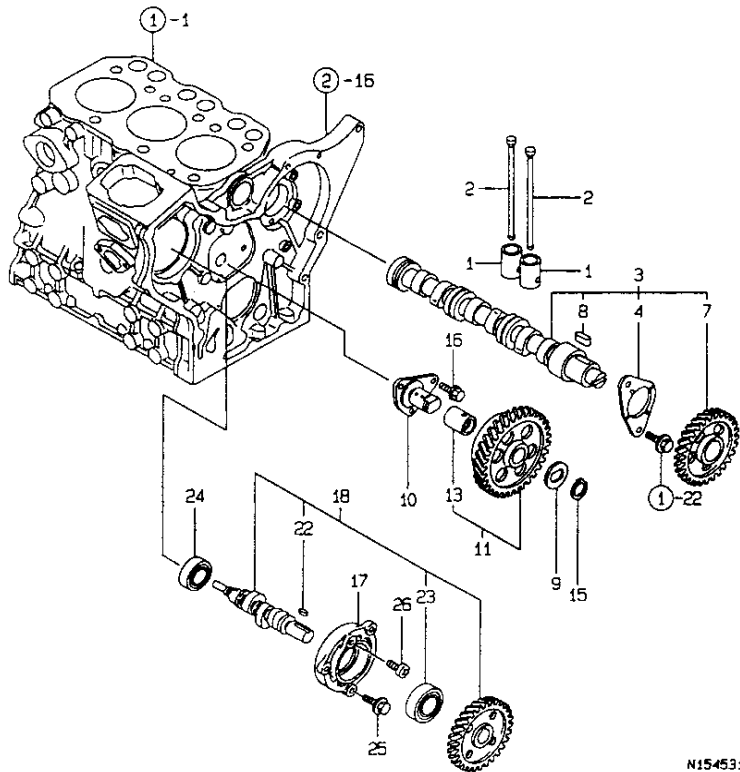
N154530

(REMARKS) "EFFECTIVE MACHINE NO." OF
 ENGINE IS INDICATED ON THE
 ENGINE LABEL WHICH IS SHOWN
 IN FIG.4.

REMARKS
 (手注) エンジンラベルに有効機番が
 示されています。 (REMARKS) "EFFECTIVE MACHINE NO." OF
 ENGINE IS INDICATED ON THE
 ENGINE LABEL WHICH IS SHOWN
 IN FIG.4.

N154530

7. CAMSHAFT & DRIVING GEAR



N154531

(1) REPAIR PART.
 (REMARKS) "EFFECTIVE MACHINE NO." OF
 ENGINE IS INDICATED ON THE
 ENGINE LABEL WHICH IS SHOWN
 IN FIG.4.

1810
 (1802)
 NPC-3908

7. CAMSHAFT & DRIVING GEAR

02.02.27

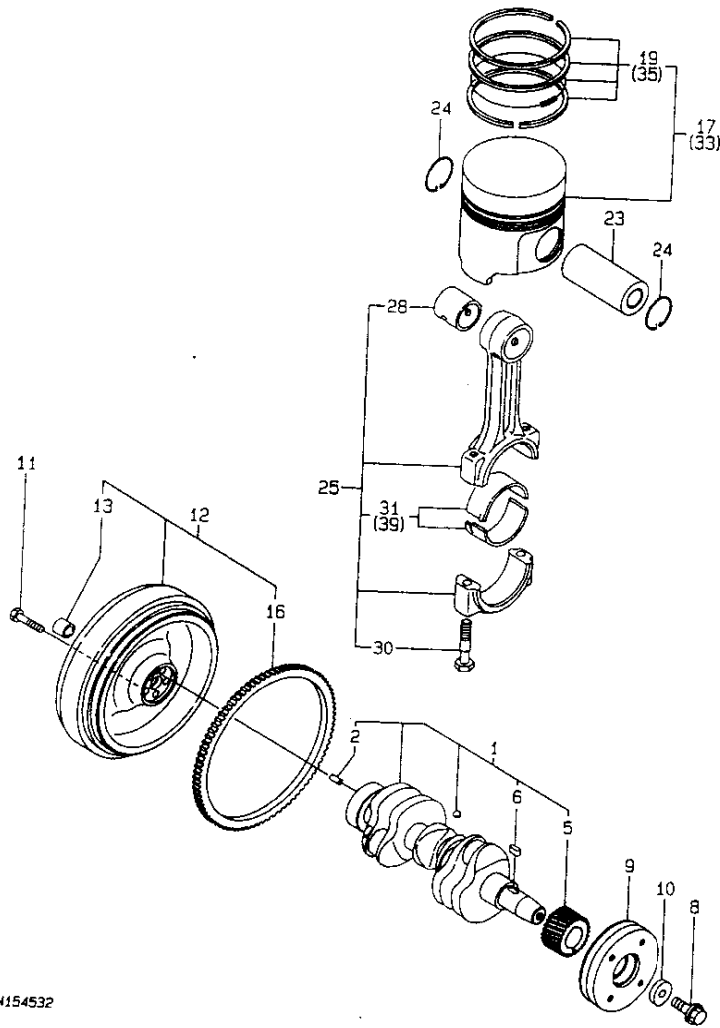
(A)=3TNE74-UFM (D)=
 (B)= (E)=
 (C)= (F)=

REF. NO.	LEV. O'	PART NO.	DESCRIPTION	-----Q'TY-----						I P/U A R
				(A)	(B)	(C)	(D)	(E)	(F)	
1	.	119620-14200	TAPPET	6						1
2	.	119620-14401	ROD, PUSH	6						1
3	.	119629-14580	CAMSHAFT ASSY	1						1
4	..	119620-02450	BEARING, THRUST	1						1
7	..	119620-14100	GEAR, CAMSHAFT	1						1
8	..	22512-040120	KEY 4X 12	1						1
9	.	119660-25022	RETAINER, IDLE GEAR	1						1
10	.	119660-25052	SHAFT, IDLE GEAR	1						1
11	.	119620-25102	GEAR W/BUSH, IDLE	1						1
13	..	119620-25912	BUSH	1						1 (1)
15	.	22242-000200	CIRCLIP 20	1						10
16	.	26106-060122	BOLT M 6X 12 PLATED	3						10
17	.	119660-01821	BEARING, FUEL CAM.	1						1
18	.	719660-14590	CAM ASSY, F.I. PUMP	1						1
22	..	22512-040120	KEY 4X 12	1						1
23	..	24102-063034	BALL BEARING 6303U	1						1
24	.	24101-062034	BALL BEARING	1						1
25	.	26106-060162	BOLT M 6X 16 PLATED	3						10
26	.	26587-080102	SCREW M 8X 10	1						10

REMARKS
 (1) ホヨクフ^レヒンチ^レス。 (1) REPAIR PART.
 (チユク) エンシ^レンフ^レ シ^レツシ^レコ^レウキ^レ ハ^レ コウモク^レノ.4^レ (REMARKS) "EFFECTIVE MACHINE NO." OF
 キタイメイ^レハ^レン^レノ^レ コウ^レキ^レチ^レス。 ENGINE IS INDICATED ON THE
 ENGINE LABEL WHICH IS SHOWN
 IN FIG.4.

N154531

8. CRANKSHAFT & PISTON



N154532

(1) REPAIR PART.
 (2) OVER-SIZE (O.S.=0.25) PART.
 (3) UNDER-SIZE (U.S.=0.25) PART.
 (REMARKS) "EFFECTIVE MACHINE NO." OF
 ENGINE IS INDICATED ON THE
 ENGINE LABEL WHICH IS SHOWN
 IN FIG.4.

1B11
 (1B02)
 NPC-3908

8. CRANKSHAFT & PISTON

02.02.27

(A)=3TNE74-UFM (D)=
 (B)= (E)=
 (C)= (F)=

REF. NO.	LEV. 0	PART NO.	DESCRIPTION	Q'TY						I	P	U	A	R	
				(A)	(B)	(C)	(D)	(E)	(F)						
1	-	119623-21700	CRANKSHAFT ASSY	1											
2	-	129100-01580	PARALLEL PIN 8X16	1											
5	-	119644-21200	CRANKGEAR	1											
6	-	22512-040120	KEY 4X 12	1											
8	-	119621-21680	BOLT M12X1.25, FLANGE	1											
9	-	119650-21650	V-PULLEY, CRANK	1											
10	-	119620-21941	WASHER	1											
11	-	105225-21501	BOLT, FLYWHEEL	5											
12	-	119659-21590	FLYWHEEL ASSY	1											
13	-	124950-21230	BUSH	1											
16	-	124060-21600	GEAR, RING	1											
17	-	119624-22082	PISTON ASSY	3											
19	-	119623-22500	RING SET, PISTON	3											
23	-	114399-22300	PISTON PIN	3											
24	-	22252-000210	CIRCLIP 21	6											
25	-	719620-23100	ROD ASSY, CONNECTING	3											
28	-	119620-23910	BUSH, PISTON PIN	3											
30	-	105225-23200	BOLT, ROD	6											(1)
31	-	719620-23600	BEARING, CRANKPIN	3											
33	-	119624-22900	PISTON ASSY (O.S.=0.25)	3											(2)
35	-	119623-22950	RING COMP., O.25 O.S.	3											(2)
39	-	719620-23610	BEARING, PIN U.S.=0.25	3											(3)

REMARKS
 (1) ねじのピッチ。
 (2) オーバーサイズ (O.S.=0.25) のピッチ。
 (3) アンダーサイズ (U.S.=0.25) のピッチ。
 (4) エンジンが 有効機番 No. 4 /
 キタイメイトのピッチ。
 (1) REPAIR PART.
 (2) OVER-SIZE (O.S.=0.25) PART.
 (3) UNDER-SIZE (U.S.=0.25) PART.
 (REMARKS) "EFFECTIVE MACHINE NO." OF
 ENGINE IS INDICATED ON THE
 ENGINE LABEL WHICH IS SHOWN
 IN FIG.4.

N154532

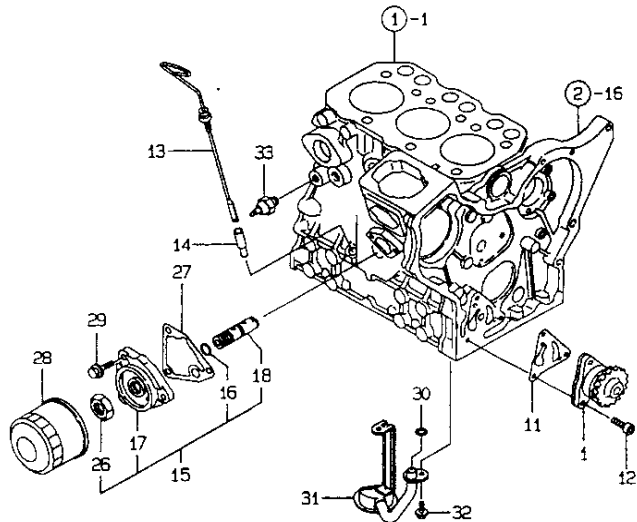
9. LUBRICATING OIL SYSTEM

1812
(1802)
NPC-3908

9. LUBRICATING OIL SYSTEM

02.02.27

(A)=3TNE74-UFM (D)=
(B)= (E)=
(C)= (F)=



REF. NO.	LEV. 0	PART NO.	DESCRIPTION	Q'TY						I	P	U	A	R
				(A)	(B)	(C)	(D)	(E)	(F)					
1	.	119660-32001	PUMP ASSY, LUB. OIL	1										1
11	.	119660-32020	GASKET, L.O.PUMP	1										1
12	.	26450-060202	BOLT M 6X 20	3										10
13	.	119653-34800	DIPSTICK	1										1
14	.	121520-34810	GUIDE, DIPSTICK	1										1
15	.	119609-35000	BRACKET, L.O.FILTER	1										1
16	..	119609-32040	O-RING P16	1										1
17	..	119660-35102	BRACKET, OIL FILTER	1										1
18	..	119609-35300	VALVE ASSY,OIL PRESS	1										1
26	..	129150-35350	NUT	1										1
27	.	119660-35113	GASKET, (NON-ASB.)	1										1
28	.	119305-35150	FILTER, LUB. OIL	1										1
29	.	26106-080202	BOLT M 8X 20 PLATED	3										10
30	.	119209-35030	O-RING	1										1
31	.	119620-35093	PIPE, L.O	1										1
32	.	26106-060102	BOLT M 6X 10 PLATED	2										10
33	.	114250-39450	SWITCH,(0.5KG)L.O.	1										1

N154533

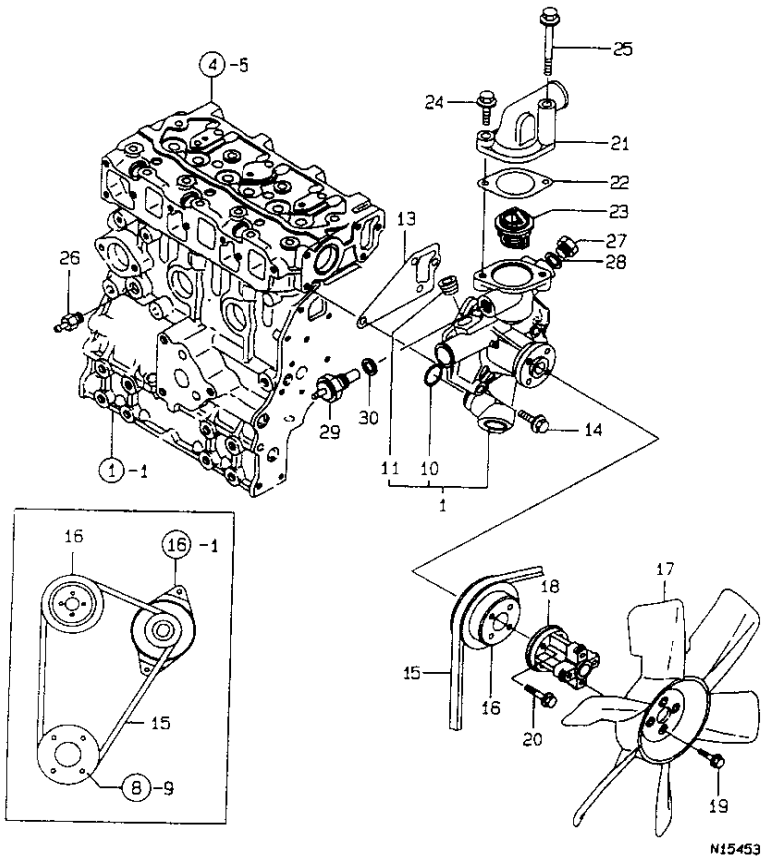
(REMARKS)"EFFECTIVE MACHINE NO." OF

ENGINE IS INDICATED ON THE
ENGINE LABEL WHICH IS SHOWN
IN FIG.4.

REMARKS
(チュウ) エンジンノシマツシコウキ ノ コウモリNO.4 ノ (REMARKS)"EFFECTIVE MACHINE NO." OF
キタイメイハシノ コウキチダス。 ENGINE IS INDICATED ON THE
ENGINE LABEL WHICH IS SHOWN
IN FIG.4.

N154533

10. COOLING WATER SYSTEM



-----+
 | (REMARKS) "EFFECTIVE MACHINE NO." OF
 | ENGINE IS INDICATED ON THE
 | ENGINE LABEL WHICH IS SHOWN
IN FIG.4.

-----+
 | 1813 |
 | (1802) |
 |-----+
 NPC-3908

10. COOLING WATER SYSTEM

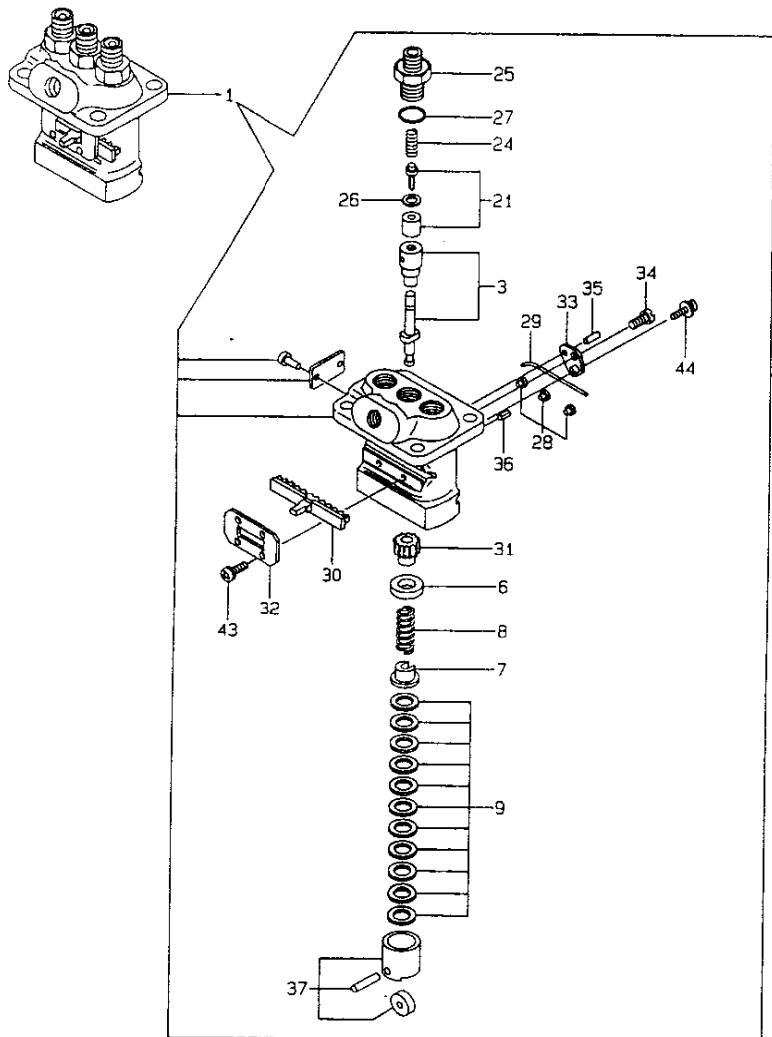
02.02.27

(A)=3TNE74-UFM (D)=
 (B)= (E)=
 (C)= (F)=

REF. NO.	LEV. O	PART NO.	DESCRIPTION	Q'TY						I	P/U	A	R
				(A)	(B)	(C)	(D)	(E)	(F)				
1	.	119660-42007	PUMP ASSY, C.W.	1								1	
10	..	119609-42320	O-RING	1								1	
11	..	23876-030000	PLUG PT3/8, SCREW	1								1	
13	.	119620-42021	GASKET, C.W. PUMP	1								1	
14	.	26106-080452	BOLT M 8X 45 PLATED	4								10	
15	.	119640-42290	V-BELT FM=36.5	1								1	
16	.	119660-42350	V-PULLEY, C.W. PUMP	1								1	
17	.	119653-44740	FAN D=320	1								1	
18	.	129450-44761	SPACER	1								1	
19	.	26106-060162	BOLT M 6X 16 PLATED	4								10	
20	.	26106-060252	BOLT M 6X 25 PLATED	4								10	
21	.	124101-49531	COVER, THERMOSTAT	1								1	
22	.	129350-49541	GASKET, (NON-ASB.)	1								1	
23	.	129350-49800	THERMOSTAT (71°C)	1								1	
24	.	26106-080282	BOLT M 8X 28 PLATED	1								10	
25	.	26106-080652	BOLT M 8X 65 PLATED	1								10	
26	.	121550-49111	JOINT PT1/4	1								1	
27	.	121450-42450	PLUG M16	1								1	
28	.	124465-44950	GASKET 16	1								1	
29	.	124250-49351	THERMOMETER	1								1	
30	.	129150-49360	GASKET 10	1								1	

-----+
 | REMARKS
 | (注) エンジンラベルのシリアルナンバーは、図4のエンジンラベルに示す
 | *タイマ/パルスノコキチです。
 |-----+
 | (REMARKS) "EFFECTIVE MACHINE NO." OF
 | ENGINE IS INDICATED ON THE
 | ENGINE LABEL WHICH IS SHOWN
IN FIG.4.

11. FUEL OIL INJECTION PUMP



N154535

(REMARKS) "EFFECTIVE MACHINE NO." OF
ENGINE IS INDICATED ON THE
ENGINE LABEL WHICH IS SHOWN
IN FIG.4.

11. FUEL OIL INJECTION PUMP

02.02.27

1814
(1802)
NPC-3908

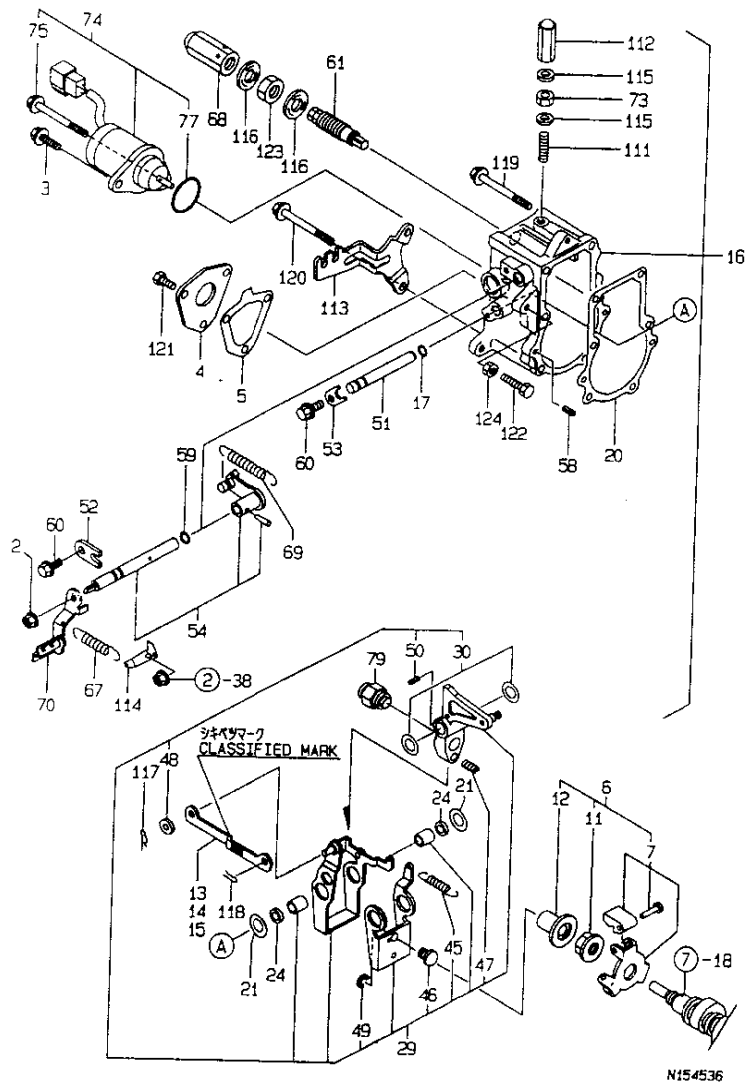
(A)=3TNE74-UFM (D)=
(B)= (E)=
(C)= (F)=

REF. NO.	LEV. 0	PART NO.	DESCRIPTION	Q'TY						I	P/U	A	R
				(A)	(B)	(C)	(D)	(E)	(F)				
1	..	719624-51100	FOP ASSY	1								1	
3	..	119620-51101	PLUNGER W/BARREL	3								1	
6	..	119620-51170	RETAINER	3								1	
7	..	119620-51180	RETAINER	3								1	
8	..	119620-51190	SPRING, PLUNGER	3								1	
9	..	119620-51250	SHIM PACK	3								1	
21	..	119620-51300	VALVE W/SEAT, DELIV.	3								1	
24	..	105546-51330	SPRING, DELIV. VALVE	3								1	
25	..	119620-51340	HOLDER, DELIV. VALVE	3								1	
26	..	119620-51350	GASKET, DELIVERY	3								1	
27	..	119620-51370	O-RING	3								1	
28	..	119620-51450	GUIDE, PLUNGER	3								1	
29	..	119620-51461	PIN	1								1	
30	..	119660-51500	RACK	1								1	
31	..	119620-51510	PINION	3								1	
32	..	119660-51530	RETAINER, RACK	1								1	
33	..	119620-51650	PLATE	2								1	
34	..	119620-51660	SCREW	2								1	
35	..	119620-51670	PIN	2								1	
36	..	119620-51680	PIN	1								1	
37	..	119620-51700	TAPPET ASSY	3								1	
43	..	26022-040082	SCREW M 4X 8	4								10	
44	..	26033-040102	SCREW M 4X 10	2								10	

REMARKS
(中文) エンジンが 仕様書に 示す 部品 No.4 / (REMARKS) "EFFECTIVE MACHINE NO." OF
*タイメイハシロノ コウキチノ入。 | ENGINE IS INDICATED ON THE
| ENGINE LABEL WHICH IS SHOWN
| IN FIG.4.

N154535

12. GOVERNOR



(1) SELECTIVE PARTS: CERTAIN THE CLASSIFICATION MARK, THEN PLACE YOUR ORDER. (REFER TO ILLUSTRATION).
 (REMARKS) "EFFECTIVE MACHINE NO." OF ENGINE IS INDICATED ON THE ENGINE LABEL WHICH IS SHOWN IN FIG.4.

1815
 (1802)
 NPC-3908

12. GOVERNOR

02.02.27

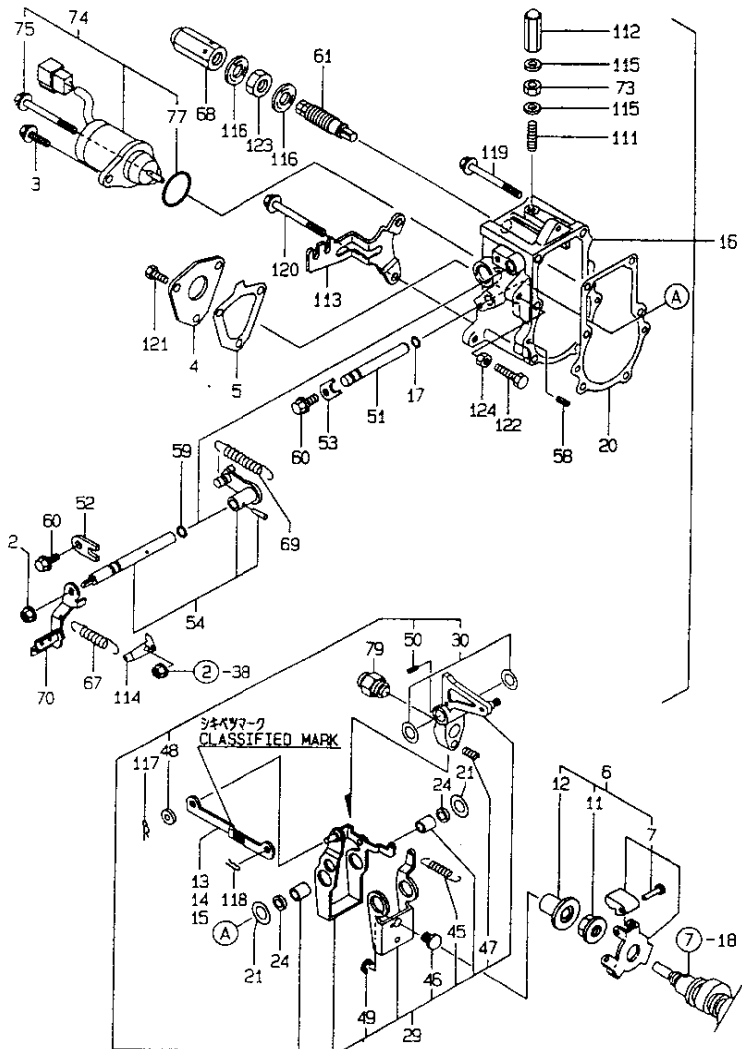
(A)=3TNE74-UFM (D)=
 (B)= (E)=
 (C)= (F)=

REF. NO.	LEV. 0	PART NO.	DESCRIPTION	Q'TY						I	P	U	A	R
				(A)	(B)	(C)	(D)	(E)	(F)					
2	-	194990-22050	NUT W/WASHER 8	1										1
3	-	121465-59950	BOLT M 6X 16, PLATED	1										1
4	-	119660-61060	COVER, GOVERNOR CASE	1										1
5	-	119660-61071	GASKET, (NON-ASB.)	1										1
6	-	119600-61100	DRIVING SET, GOV.	1										1
7	..	119600-61200	WEIGHT ASSY, GOV.	1										1
11	..	119660-61300	NUT, GOVERNOR WEIGHT	1										1
12	..	119660-61341	SLEEVE, GOVERNOR	1										1
13	-	119660-61121	LINK L=88.8(NO COLOR)	1										1 (1)
14	-	119660-61140	LINK L=88.6(WHITE)	1										1 (1)
15	-	119660-61150	LINK L=89.0(CRED)	1										1 (1)
16	-	119632-61200	CASE ASSY, GOVERNOR	1										1
17	..	129155-51280	O-RING S6	1										1
20	..	119660-61052	GASKET, (NON-ASB.)	1										1
21	..	119660-61460	SHIM SET	1										1
24	..	129155-61480	SPACER ASSY	2										1
29	..	119232-61510	LEVER ASSY, GOVERNOR	1										1
30	...	174307-51700	SHIM SET	2										1
45	...	119232-61540	SPRING, LEVER	1										1
46	...	119600-61541	SHIFTER, P.T.O.	1										1
47	...	119660-61651	SPRING, STARTING	1										1
48	...	22117-040000	WASHER 4	1										10
49	...	22272-000040	CIRCLIP E- 4	1										10
50	...	22351-030014	SPRING PIN 3X14	1										10
51	..	119660-61590	SHAFT	1										1
52	..	119600-61900	RETAINER, SHAFT	1										1
53	..	119660-61901	RETAINER, SHAFT	1										1
54	..	119285-66080	SHAFT ASSY,REGULATOR	1										1
58	..	22351-040010	SPRING PIN 4X10	2										10
59	..	24341-000070	O-RING 1A S-7.0	1										10
60	..	26106-060102	BOLT M 6X 10 PLATED	2										10
61	-	129428-61450	TORQUE SPRING ASSY	1										1
67	-	119840-61870	SPRING	1										1
68	-	129100-61930	NUT, CAP	1										1
69	-	119600-66020	SPRING, REGULATOR	1										1
70	-	119653-66050	LEVER, REGULATOR	1										1
73	-	124550-66370	LOCK NUT M 6	1										1
74	-	119653-66500	SOLENOID ASSY, STOP	1										1
75	..	119620-01530	SOLENOID, BOLT	1										1
77	..	24341-000280	O-RING 1A S-28.0	1										10
79	-	119610-66700	ANGLEICH ASSY	1										1
111	-	121575-66830	SCREW, ADJUST	1										1
112	-	119600-66840	NUT, CAP	1										1
113	-	119653-66900	SUPPORT, ACCELE. WIR	1										1
114	-	119656-66910	HOOK	1										1
115	-	22190-060003	WASHER, SEAL 6.	2										10
116	-	22190-120002	SEAL WASHER 12	2										10
117	-	22360-040000	SNAP PIN 4	1										10
118	-	22350-060000	SNAP PIN 6	1										10
119	-	26106-060702	BOLT M 6X 70 PLATED	3										10
120	-	26106-060752	BOLT M 6X 75 PLATED	2										10
121	-	26116-050102	BOLT M 5X 10 PLATED	3										10
122	-	26116-060304	BOLT M 6X 30 PLATED	1										10
123	-	26736-120002	NUT M12	1										10

** CONTINUE **

N154536

12. GOVERNOR



N154536

(1) SELECTIVE PARTS: CERTAIN THE CLASSIFICATION MARK, THEN PLACE YOUR ORDER. (REFER TO ILLUSTRATION).
 (REMARKS) "EFFECTIVE MACHINE NO." OF ENGINE IS INDICATED ON THE ENGINE LABEL WHICH IS SHOWN IN FIG.4.

12. GOVERNOR

02.02.27

1816
 (1802)
 NPC-3908

(A)=3TNE74-UFM (D)=
 (B)= (E)=
 (C)= (F)=

REF. NO.	LEV. 0	PART NO.	DESCRIPTION	-----Q'ITY-----						I	P	U	A	R
				(A)	(B)	(C)	(D)	(E)	(F)					
124	.	26756-060002	LOCK NUT 6	1										10

REMARKS
 (1) センタクシヨクフ^レハヒン: シキハツキコウ オ カクニノ ウエ チズクモンネカ^レイマス。
 (イラスト サクシヨク)
 (チズク) エンジン^レノ シ^レハツコウキ ノ コクモクNO.4 ノ *クイメイ^レハツク ノ コクモク^レイマス。
 (1) SELECTIVE PARTS: CERTAIN THE CLASSIFICATION MARK, THEN PLACE YOUR ORDER. (REFER TO ILLUSTRATION).
 (REMARKS) "EFFECTIVE MACHINE NO." OF ENGINE IS INDICATED ON THE ENGINE LABEL WHICH IS SHOWN IN FIG.4.

N154536

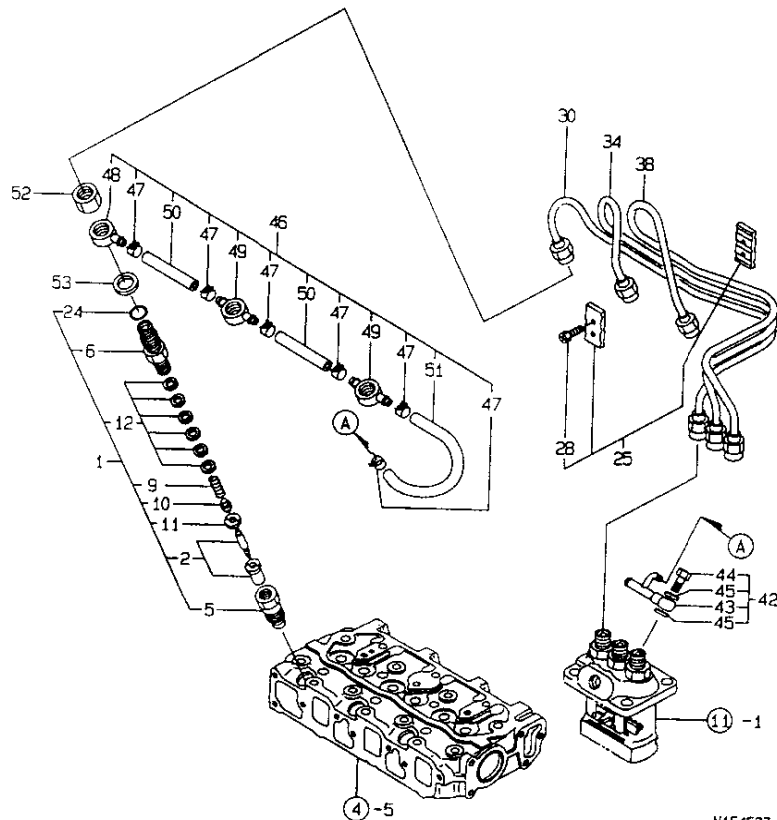
13. FUEL OIL INJECTION VALVE

1001
1802
NPC-3908

13. FUEL OIL INJECTION VALVE

02.02.27

(A)=3TNE74-UFM (D)=
(B)= (E)=
(C)= (F)=



N15437

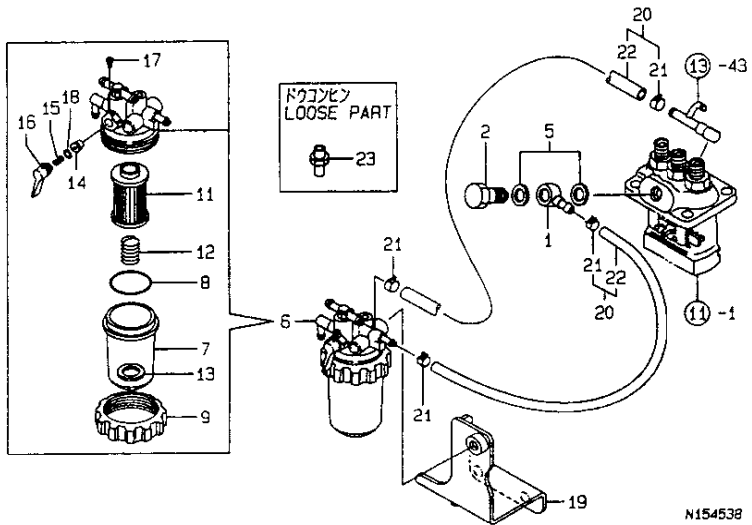
(REMARKS) "EFFECTIVE MACHINE NO." OF
ENGINE IS INDICATED ON THE
ENGINE LABEL WHICH IS SHOWN
IN FIG.4.

REF. NO.	LEV. 0	PART NO.	DESCRIPTION	Q'TY						I	P	U	A	R	
				(A)	(B)	(C)	(D)	(E)	(F)						
1	.	719255-53100	FUEL INJECT.VALVE AS	3											
2	..	119620-53000	NOZZLE ASSY,F.INJECT	3											
5	..	119620-53080	NUT, VALVE W/CASE	3											
6	..	119255-53100	HOLDER,NOZZLE	3											
9	..	119620-53120	SPRING, VALVE	3											
10	..	114250-53130	SEAT, NOZZLE SPRING	3											
11	..	119620-53140	SPACER, VALVE STOP	3											
12	..	114250-53400	SHIM PACK	3											
24	..	129155-61830	O-RING S10	3											
25	.	129150-59120	RETAINER, INJ. PIPE	1											
28	..	129150-59131	BOLT M4X14,HEX.SCKT.	2											
30	..	119620-59811	PIPE (1),FUEL INJECT	1											
34	.	119620-59821	PIPE (2),FUEL INJECT	1											
38	.	119620-59831	PIPE (3),FUEL INJECT	1											
42	.	119266-59501	PIPE JOINT ASSY	1											
43	..	119266-59570	JOINT	1											
44	..	119266-59580	BOLT 8,PIPE JOINT	1											
45	..	22190-080002	SEAL WASHER 8S	2											10
46	.	119266-59540	PIPE ASSY, FUEL OVER	1											
47	..	124066-59100	CLAMP 8	6											
48	..	119260-59520	JOINT (B)	1											
49	..	119260-59530	JOINT (A)	2											
50	..	105025-59550	PIPE, FUEL RETURN	2											
51	..	119000-59560	PIPE, FUEL RETURN	1											
52	.	119620-59700	NUT	3											
53	.	22190-140002	SEAL WASHER 14S	3											10

REMARKS
(注1) エンジンラベルに記載のエンジン番号NO.4 / (REMARKS) "EFFECTIVE MACHINE NO." OF
*タイメイハツノコウキチヤス。
ENGINE IS INDICATED ON THE
ENGINE LABEL WHICH IS SHOWN
IN FIG.4.

N154537

14. FUEL OIL LINE



N154538

(REMARKS) "EFFECTIVE MACHINE NO." OF
ENGINE IS INDICATED ON THE
ENGINE LABEL WHICH IS SHOWN
IN FIG.4.

1C02
(1802)
NPC-3908

14. FUEL OIL LINE

02.02.27

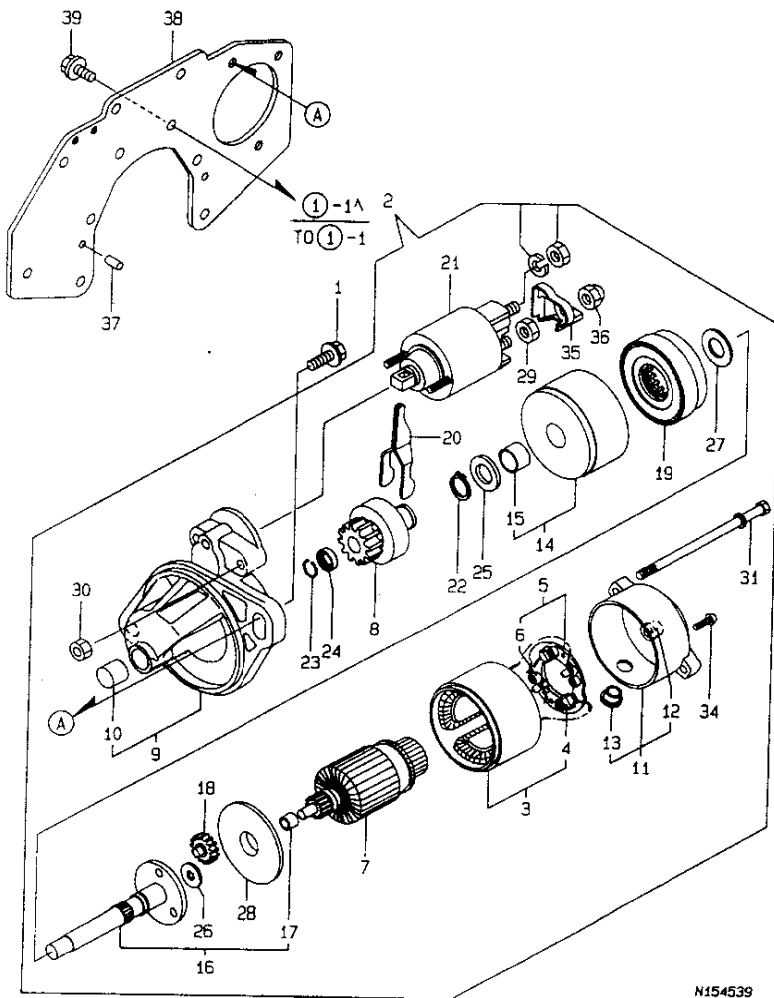
(A)=3TNE74-UFM (D)=
(B)= (E)=
(C)= (F)=

REF. NO.	LEV. 0	PART NO.	DESCRIPTION	Q'TY						I	P/U	A	R
				(A)	(B)	(C)	(D)	(E)	(F)				
1	.	101304-59020	JOINT 12, PIPE	1								1	
2	.	105340-59190	BOLT ASSY	1								1	
5	.	22190-120002	SEAL WASHER 12	2								10	
6	.	119258-55621	F.O.FILTER ASSY	1								1	
7	..	121254-55510	CUP, STRAINER	1								1	
8	..	102103-55520	O-RING	1								1	
9	..	110250-55610	RING, RETAINING	1								1	
11	..	104500-55710	ELEMENT, FUEL	1								1	
12	..	121257-55720	SPRING, SCREEN	1								1	
13	..	121257-55731	FLOAT	1								1	
14	..	104200-55321	VALVE, TAPER	1								1	
15	..	104200-55330	SPRING, TAPER VALVE	1								1	
16	..	119810-55340	LEVER	1								1	
17	..	104200-55750	SCREW M 4	1								1	
18	..	24311-240100	O-RING 1A P-10A	1								10	
19	.	119653-55650	BRACKET	1								1	
20	.	129210-59030	PIPE ASSY, FUEL OIL	2								1	
21	..	124766-59050	CLAMP 12	4								1	
22	..	129150-59511	PIPE, FUEL OIL	2								1	
23	.	121120-59990	JOINT	1								1	

REMARKS
(チエウ) エンジンノ シツゴクノキ ハ コケクノ.4 ノ (REMARKS) "EFFECTIVE MACHINE NO." OF
*タイメイハツノ コケクキチヌ。 ENGINE IS INDICATED ON THE
ENGINE LABEL WHICH IS SHOWN
IN FIG.4.

N154538

15. STARTING MOTOR



N154539

(REMARKS) "EFFECTIVE MACHINE NO." OF
ENGINE IS INDICATED ON THE
ENGINE LABEL WHICH IS SHOWN
IN FIG.4.

1C03
(1802)
NPC-3908

15. STARTING MOTOR

02.02.27

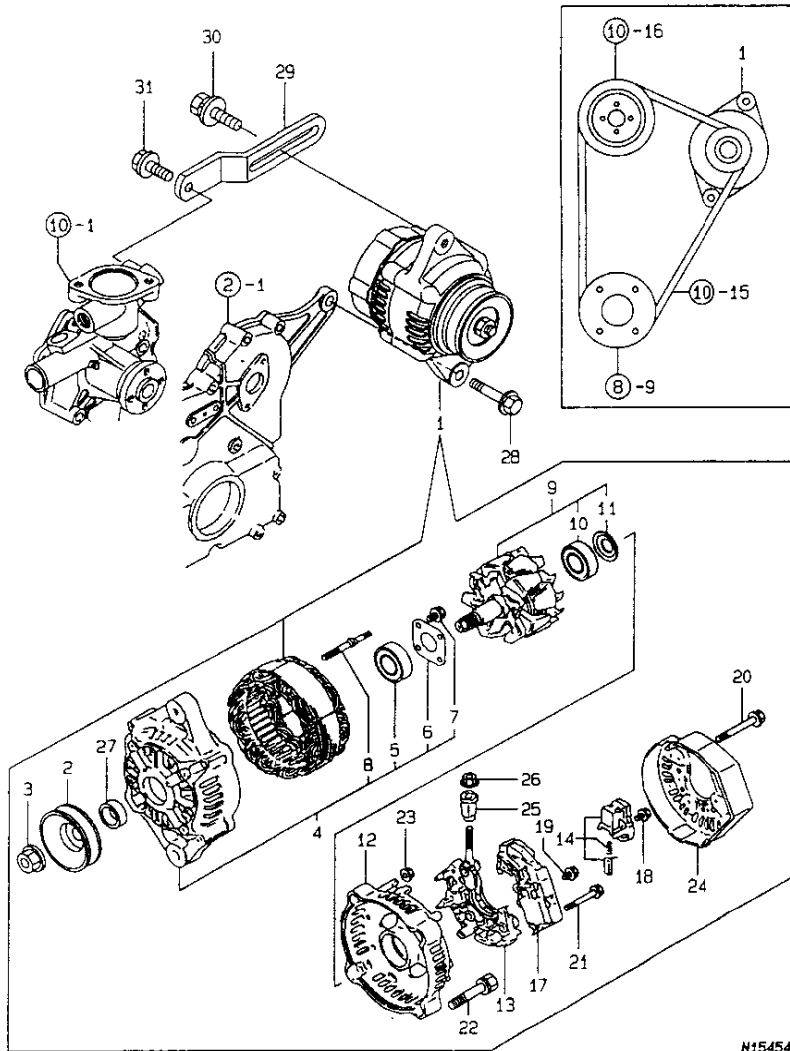
(A)=3TNE74-UFM (D)=
(B)= (E)=
(C)= (F)=

REF. NO.	LEV. O	PART NO.	DESCRIPTION	QTY						I P U A R
				(A)	(B)	(C)	(D)	(E)	(F)	
1	-	26106-100402	BOLT M10X 40 PLATED	2						10
2	-	119626-77011	STARTER	1						1
3	--	X0281007750	COIL ASSY, FIELD	1						1
4	---	X0280996180	STARTER KIT	2						1
5	--	X0285105190	HOLDER ASSY.	1						1
6	---	X0285205030	SPRING	4						1
7	--	X0282005991	ARMATURE ASSY	1						1
8	--	X0283006960	CLUTCH SUB-ASSY.	1						1
9	--	X2284007470	HOUSING ASSY	1						1
10	---	X9491050100	NEEDLE BEARING	1						1
11	--	X0285005750	FRAME ASSY.	1						1
12	---	X9491040990	BEARING	1						1
13	---	X0280626010	COVER	1						1
14	--	X0284105010	BEARING SUB-ASSY.	1						1
15	---	X9491034330	BEARING	1						1
16	--	X0286105010	SHAFT SUB-ASSY.	1						1
17	---	X9491034320	BEARING	1						1
18	--	X0286305010	GEAR	3						1
19	--	X0286355010	GEAR	1						1
20	--	X0287405140	LEVER	1						1
21	--	X1534006130	SWITCH, EMERGENCY	1						1
22	--	X9055715000	RING	1						1
23	--	X9490721360	RING	1						1
24	--	X0280210331	NUT	1						1
25	--	X9490138110	WASHER	1						1
26	--	X9490138090	WASHER	1						1
27	---	X9490138100	WASHER	1						1
28	--	X0284525010	PLATE	1						1
29	--	X9490562360	NUT	1						1
30	--	X9490560750	NUT	2						1
31	--	X9490423420	BOLT, THROUGH	2						1
34	--	X9490065670	SCREW M 4X 6 (BS)	2						1
35	--	X0280335350	COVER SET, TERMINAL	1						1
36	--	X1289510130	NUT	1						1
37	-	129100-01580	PARALLEL PIN 8X16	2						1
38	-	119653-77040	BRACKET, STARTER	1						1
39	-	26206-100202	BOLT M10X20	6						10

REMARKS
(注) エンジンラベルに有効機番No.4 / (REMARKS) "EFFECTIVE MACHINE NO." OF
キタイメイハシノコウキチニス。 ENGINE IS INDICATED ON THE
ENGINE LABEL WHICH IS SHOWN
IN FIG.4.

N154539

16. GENERATOR



N154540

(REMARKS) "EFFECTIVE MACHINE NO." OF

ENGINE IS INDICATED ON THE ENGINE LABEL WHICH IS SHOWN IN FIG.4.

16. GENERATOR

1CD4
1802
NPC-3908

02.02.27

(A)=3TNE74-UFM (D)=
(B)= (E)=
(C)= (F)=

REF. NO.	LEV. O	PART NO.	DESCRIPTION	Q'TY						I	P	U	A	R
				(A)	(B)	(C)	(D)	(E)	(F)					
1	.	129052-77201	GENERATOR 12V-40A	1										1
2	..	119620-77461	PULLEY	1										1
3	..	119620-77471	NUT	1										1
4	..	129052-77421	FRAME ASSY	1										1
5	..	119620-79200	BALL BEARING	1										1
6	...	119620-79210	PLATE	1										1
7	...	119620-79220	SCREW	4										1
8	...	119620-79230	BOLT, STUD	2										1
9	..	119620-77380	ROTOR ASSY	1										1
10	...	119620-79240	BALL BEARING	1										1
11	...	119620-79250	COVER, BEARING	1										1
12	..	119620-77440	FLAME ASSY, REAR	1										1
13	..	119620-79260	HOLDER	1										1
14	..	129052-79270	HOLDER, BRUSH	1										1
17	..	119620-77710	REGULATOR ASSY	1										1
18	..	119620-79290	SCREW	6										1
19	..	119620-79300	SCREW	1										1
20	..	119620-79310	BOLT	3										1
21	..	119620-79320	SCREW W/WASHER	2										1
22	..	119620-79330	BOLT	2										1
23	..	119620-79350	NUT	2										1
24	..	119620-77450	COVER	1										1
25	..	119620-79340	INSULATION BUSH	1										1
26	..	X9490561001	NUT	1										1
27	..	119620-77490	COLLAR	1										1
28	.	26106-100452	BOLT M10X 45 PLATED	1										10
29	.	119660-77330	ADJUSTER, BELT	1										1
30	.	26014-080252	BOLT M 8X 25	1										10
31	.	26106-080162	BOLT M 8X 16 PLATED	1										10

REMARKS (チリク) エンジンラベルのシャシシヨウキハ コマンドNO.4 ノ (REMARKS) "EFFECTIVE MACHINE NO." OF

*タイメイバシシノ コマンドキテス。

ENGINE IS INDICATED ON THE ENGINE LABEL WHICH IS SHOWN IN FIG.4.

N154540

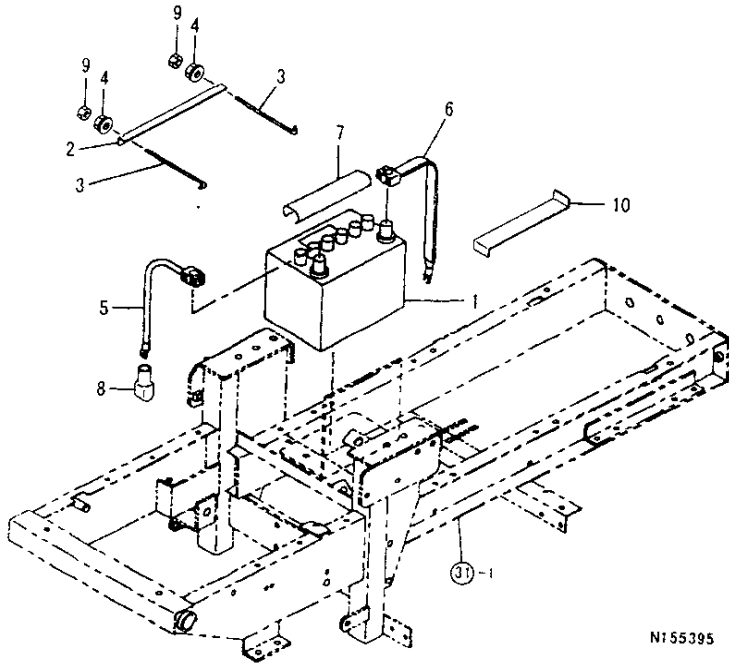
17. BATTERY

1003
(1002)
NPC-3908

17. BATTERY

02.02.27

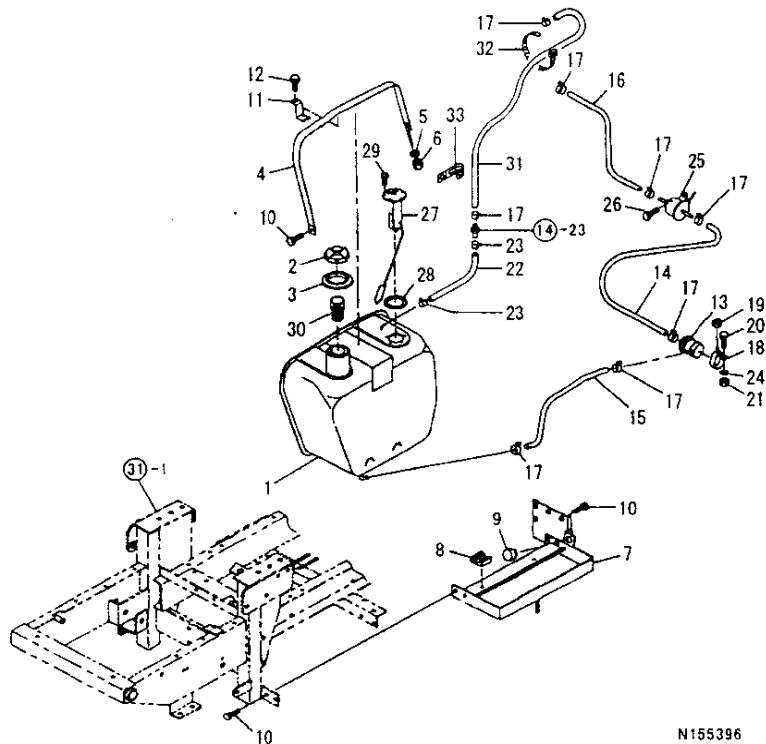
(A)=GE22 (D)=
(B)= (E)=
(C)= (F)=



N155395

REF. NO.	LEV. 0	PART NO.	DESCRIPTION	-----Q'TY-----						I P/U A R
				(A)	(B)	(C)	(D)	(E)	(F)	
1	-	1W3895-10720	PL. ASSY., BATTERY	1						0
2	-	1W3893-10390	BATTERY HOLDER	1						1
3	-	1W3893-20021	ROD	2						1
4	-	26367-060002	NUT M 6	2						
5	-	1W3856-50501	BATTERY CABLE,+	1						10
6	-	1W3856-50260	BATTERY CABLE,-	1						0
7	-	194440-5155D	COVER, BATTERY	1						1
8	-	1W3981-19870	RUBBER; STARTER COVER	1						0
9	-	26716-060002	NUT 6	2						10
10	-	1W3893-10520	BATTERY HOLDER	1						0

18. FUEL TANK



N155396

-----+
 | 1004 |
 | (1002) |
 +-----+
 NPC-3908

18. FUEL TANK

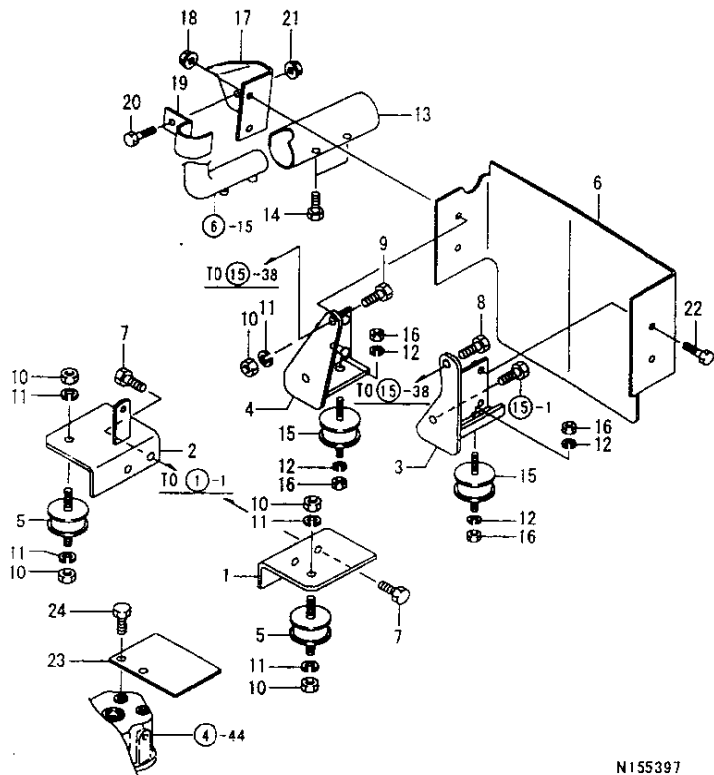
02.02.27

(A)=GE22 (D)=
 (B)= (E)=
 (C)= (F)=

REF. NO.	LEV. O	PART NO.	DESCRIPTION	Q'TY						I	P	U	A	R
				(A)	(B)	(C)	(D)	(E)	(F)					
1	.	1W3601-02100	TANK	1										1
2	.	1W3603-00080	FILLER CAP	1										1
3	.	1W3981-13570	RUBBER	1										1
4	.	1W3602-00660	TANK BAND	1										0
5	.	22137-080000	WASHER 8, POLISHED	1										10
6	.	1W0223-00008	U-NUT	1										5
7	.	1W3605-01340	HOLDER;TANK	1										0
8	.	1W3981-15530	RUBBER	2										1
9	.	1W3981-10501	RUBBER	1										1
10	.	26013-080162	BOLT W/WASHER M8X16	4										10
11	.	1W3601-50550	STAY	1										0
12	.	1W0108-09007	BOLT M8X14, FLANGE HD	1										1
13	.	1W3607-20090	ELEMENT	1										1
14	.	1W3607-71200	FUEL PIPE	1										1
15	.	1W3607-70980	FUEL PIPE	1										1
16	.	1W3607-71360	FUEL PIPE	1										0
17	.	1W0672-00130	CLIP	8										1
18	.	1W4601-50030	FILTER STAY	1										1
19	.	26367-060002	NUT M 6	1										10
20	.	1W0101-10625	BOLT	1										1
21	.	1W0201-00006	NUT	1										10
22	.	1W0682-09125	HOSE	1										0
23	.	1W0672-00078	HOSE CLIP	2										1
24	.	22217-060000	SPRING WASHER 6	1										10
25	.	1W3608-00040	FUEL PUMP	1										1
26	.	1W0108-00616	BOLT	2										1
27	.	1W3852-80120	FUEL GAUGE	1										1
28	.	1W3859-90070	GASKET	1										1
29	.	26022-050122	SCREW M 5X 12	5										10
30	.	1W1303-40110	FILTER, FUEL	1										1
31	.	1W3607-71160	FUEL PIPE	1										1
32	.	1W3987-50240	BAND	6										1
33	.	1W3991-11040	CLAMP	1										1

N155396

19. MUFFLER, ENGINE UNIT



N155397

1805
[1802]
NPC-3908

19. MUFFLER, ENGINE UNIT

02.02.27

(A)=GE22 (D)=
(B)= (E)=
(C)= (F)=

REF. NO.	LEV. 0	PART NO.	DESCRIPTION	Q'TY						I	P	U	A	R
				(A)	(B)	(C)	(D)	(E)	(F)					
1	-	1W3106-10420	SUPPORT;FL	1										0
2	-	1W3106-10430	SUPPORT;FR	1										0
3	-	1W3106-00580	ENGINE SUPPORT;RL	1										0
4	-	1W3106-00600	ENGINE SUPPORT;RR	1										0
5	-	1W3981-20790	RUBBER	2										0
6	-	1W3781-07070	COVER; FLYWHEEL	1										0
7	-	1W0115-11020	BOLT	4										1
8	-	1W0115-11016	BOLT	1										1
9	-	26116-100252	BOLT M10X 25 PLATED	2										10
10	-	26717-100002	NUT M10	6										10
11	-	22217-100000	SPRING WASHER 10	6										10
12	-	22217-080000	SPRING WASHER 8	4										10
13	-	1W3141-41091	COVER;PIPE	1										0
14	-	1W0101-09206	BOLT	2										1
15	-	1W4981-10452	RUBBER	2										1
16	-	26717-080002	NUT 8	4										10
17	-	1W3144-30600	STAY	1										0
18	-	26367-080002	U-NUT M 8	2										10
19	-	1W3991-12120	CLAMP	1										1
20	-	1W0108-00814	BOLT	1										10
21	-	26367-080002	U-NUT M 8	1										10
22	-	1W0108-00814	BOLT	2										10
23	-	1W3142-60190	PL. ASSY., PLATE	1										0
24	-	1W0108-00812	BOLT	2										1

N155397

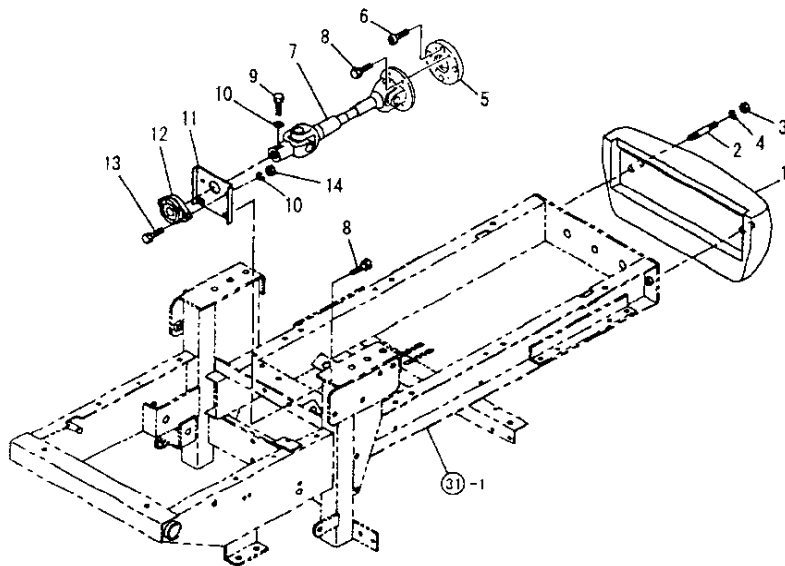
20. DRIVE JOINT & WEIGHT

-----+
 | 1006 |
 | (1002) |
 +-----+
 NPC-3908

20. DRIVE JOINT & WEIGHT

02.02.27

(A)=6E22 (D)=
 (B)= (E)=
 (C)= (F)=



N155398

REF. NO.	LEV. 0	PART NO.	DESCRIPTION	QTY						I	P	U	A	R
				(A)	(B)	(C)	(D)	(E)	(F)					
1	.	1W3721-11040	WEIGHT	1										0
2	.	1W0121-11255	STUD BOLT	2										1
3	.	26737-120002	NUT M12	2										10
4	.	22217-120000	SPRING WASHER	2										10
5	.	1W3207-20240	COUPLING	1										0
6	.	1W0107-00816	BOLT	4										1
7	.	1W3983-80880	JOINT ASSY	1										0
8	.	26013-080202	BOLT W/WASHER M8X20	6										10
9	.	1W0101-09265	BOLT	1										1
10	.	22217-080000	SPRING WASHER 8	3										10
11	.	1W3222-80230	WASHER	1										0
12	.	1W4985-60070	UNIT	1										1
13	.	26116-080302	BOLT 8X30	2										10
14	.	26717-080002	NUT 8	2										10

N155398

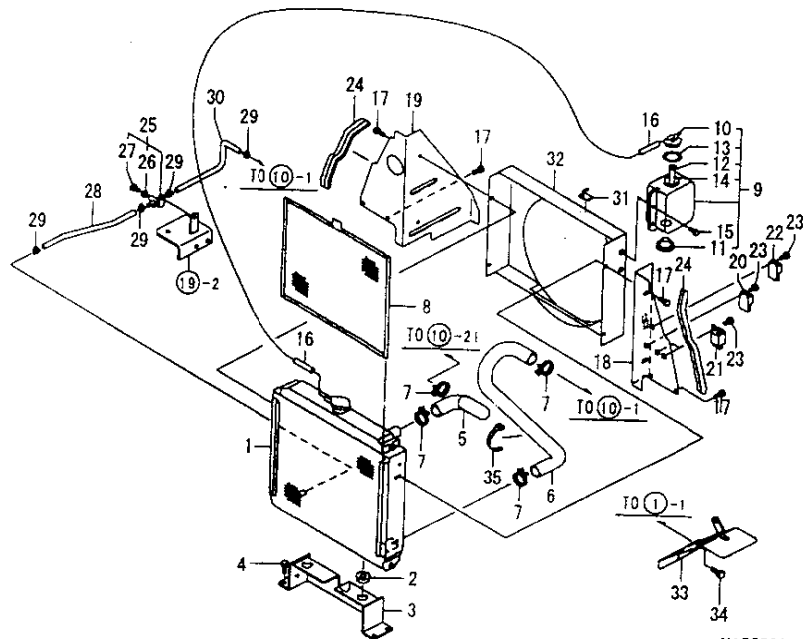
21. RADIATOR

1907
(1902)
NPC-3908

21. RADIATOR

02.02.27

(A)=GE22 (D)=
(B)= (E)=
(C)= (F)=



N155399

REF. NO.	LEV. 0	PART NO.	DESCRIPTION	Q'TY						I	P	U	A	R
				(A)	(B)	(C)	(D)	(E)	(F)					
1	-	1W3101-01040	PL.ASSY.,RADIATOR	1										0
2	-	1W3981-19670	RUBBER	2										1
3	-	1W3102-00180	RADIATOR SUPPORT	1										0
4	-	26013-080162	BOLT W/WASHER M8X16	4										10
5	-	1W3101-61640	RADIATOR HOSE;UP	1										0
6	-	1W3101-61650	RADIATOR HOSE;LOW	1										0
7	-	1W0671-00038	BAND	4										1
8	-	1W3101-40760	NET	1										1
9	-	121468-44510	SUB-TANK ASSY	1										1
10	--	121450-44531	CAP	1										1
11	--	121468-44540	PLUG, SUB-TANK	1										1
12	--	124450-44560	CLAMP	1										1
13	--	121470-44581	GASKET	1										1
14	--	23065-070130	PIPE 7X 130	1										1
15	-	1W0108-00616	BOLT	2										1
16	-	1W3101-20250	PIPE	1										1
17	-	1W0108-00812	BOLT	8										1
18	-	1W3103-53110	PLATE;L	1										0
19	-	1W3103-53170	PLATE;R	1										0
20	-	1W3858-70300	GLOW CONTROLLER	1										1
21	-	1W3852-30300	RELAY	2										1
22	-	1W3858-70640	CONTROLLER	1										1
23	-	1W0108-00620	BOLT	4										1
24	-	1W3981-17710	RUBBER	2										1
25	-	1W3101-30190	PLUG, DRAIN	1										1
26	--	1W0201-09113	NUT	1										1
27	--	1W3401-70680	VALVE	1										1
28	-	1W3607-71170	FUEL PIPE	1										1
29	-	1W3987-50430	BAND	4										1
30	-	1W3607-70980	FUEL PIPE	1										1
31	-	1W3991-12851	CLAMP	1										1
32	-	1W3102-50170	PL.ASSY.,SHROUD	1										0
33	-	1W3103-53150	PLATE;L FAN	1										0
34	-	1W0115-11016	BOLT	1										1
35	-	1W3987-50240	BAND	1										1

22. AIR CLEANER

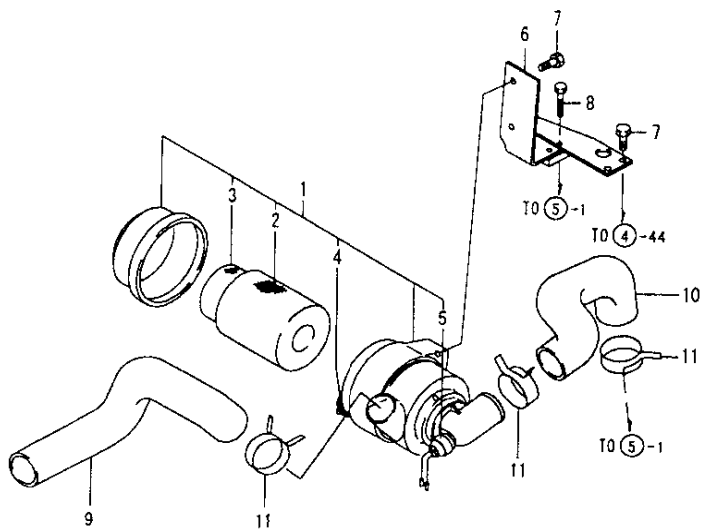
1008
(1002)
NPC-3908

22. AIR CLEANER

02.02.27

(A)=GE22
(B)=
(C)=

(D)=
(E)=
(F)=



N155400

REF. NO.	LEV. 0	PART NO.	DESCRIPTION	-----Q'TY-----						I	P/U	A	R
				(A)	(B)	(C)	(D)	(E)	(F)				
1	.	1W3145-00890	AIR CLEANER ASSY	1								0	
2	..	1W1353-26194	ELEMENT	1								1	
3	..	1W3145-31180	SECOND FILTER	1								0	
4	..	1W1353-26196	VALVE	1								0	
5	..	1W3145-31182	SENSOR	1								0	
6	.	1W3146-01490	HOLDER	1								0	
7	.	1W0108-00816	BOLT	4								1	
8	.	1W0108-00630	BOLT	2								1	
9	.	1W3145-41470	AIR CLEANER HOSE; IN	1								0	
10	.	1W3145-41480	AIR CLEANER HOSE; OUT	1								0	
11	.	1W3987-56120	BAND	3								0	

N155400

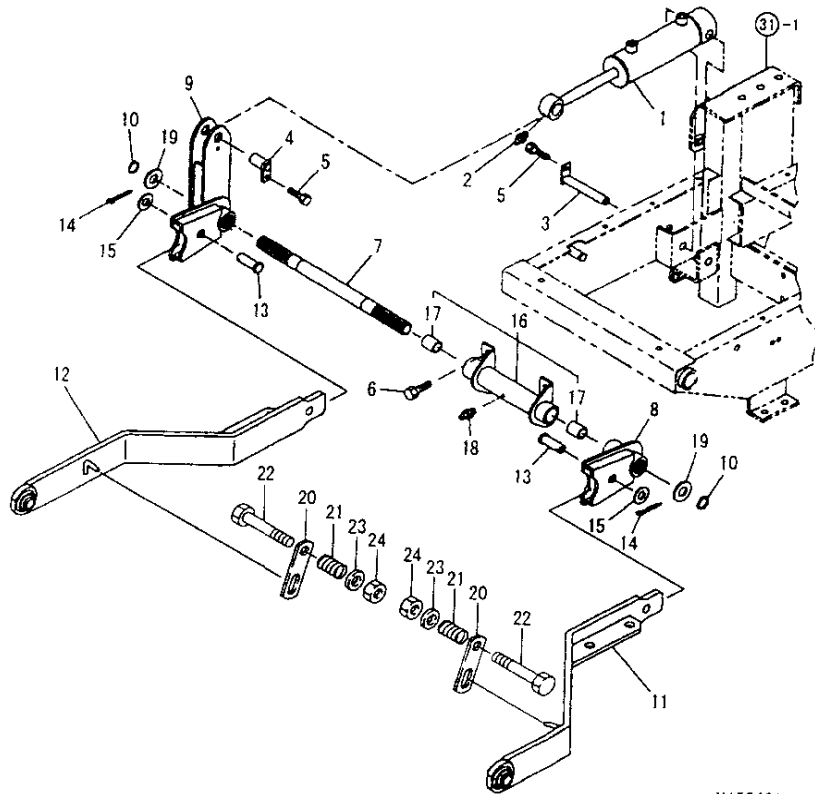
23. LIFT LINK

1009
(1002)
NPC-3908

23. LIFT LINK

02.02.27

(A)=GE22 (D)=
(B)= (E)=
(C)= (F)=



N155401

REF. NO.	LEV. 0	PART NO.	DESCRIPTION	Q'TY						
				(A)	(B)	(C)	(D)	(E)	(F)	
1	-	1W3449-52360	CYLINDER ASSY	1						0
2	-	24761-020000	NIPPLE PT1/8,GREASE	1						1
3	-	1W3996-00700	PIN	1						0
4	-	1W3996-00110	PIN	1						1
5	-	26013-080162	BOLT W/WASHER M8X16	2						10
6	-	26013-100202	BOLT W/WASHER M10X20	4						10
7	-	1W3448-30470	ARM SHAFT	1						0
8	-	1W3441-00880	BRACKET;L	1						0
9	-	1W3441-00900	BRACKET;R	1						0
10	-	22242-000250	CIRCLIP 25S	2						10
11	-	1W3441-00951	LIFT ARM;L	1						0
12	-	1W3441-00961	LIFT ARM;R	1						0
13	-	1W0313-19017	PIN	2						1
14	-	22417-400350	COTTER PIN 4.0X35	2						10
15	-	22137-160000	WASHER 16,POLISHED	2						10
16	-	1W3440-81290	BRACKET	1						0
17	-	1W3985-10520	BUSH	2						1
18	-	24761-010000	NIPPLE M6F, GREASE	1						1
19	-	1W0261-09078	WASHER	2						0
20	-	1W3707-70130	PLATE	2						1
21	-	1W3982-12310	SPRING	2						0
22	-	26116-100402	BOLT 10X 40	2						10
23	-	22137-100000	WASHER 10,POLISHED	2						10
24	-	1W0223-00010	NUT	2						0

N155401

24. TRANSMISSION

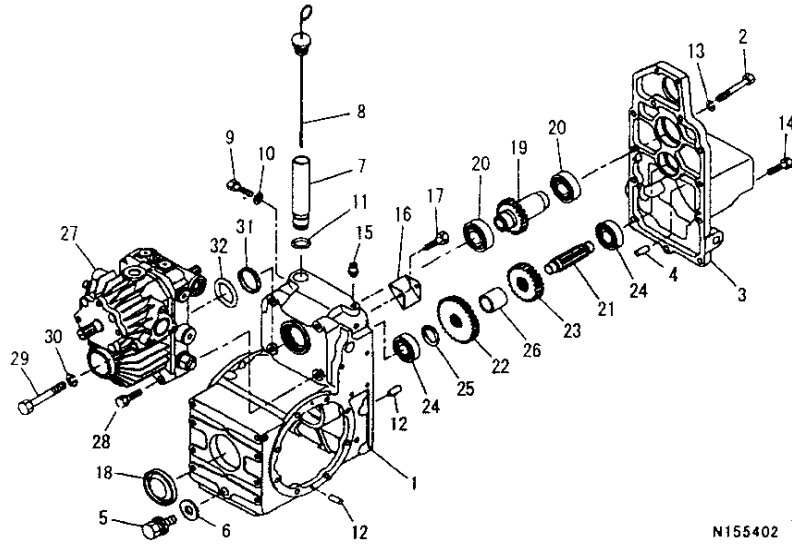
1010
1002
NPC-3908

24. TRANSMISSION

02.02.27

(A)=GE22
(B)=
(C)=

(D)=
(E)=
(F)=



N155402

REF. NO.	LEV. 0	PART NO.	DESCRIPTION	-----Q'TY-----						I P/U A R
				(A)	(B)	(C)	(D)	(E)	(F)	
1	.	1W3221-16800	MISSION CASE	1						0
2	.	26116-100602	BOLT M10X 60 PLATED	2						10
3	.	1W3221-16820	MISSION CASE;COVER	1						0
4	.	1W0305-01025	PIN,KNOCK	1						1
5	.	1W0646-00016	PLUG	1						1
6	.	22190-160000	SEAL WASHER 16(BOLT)	1						10
7	.	1W3406-15840	PIPE;INLET PIPE	1						0
8	.	1W3984-00510	OIL GAUGE	1						0
9	.	1W0101-09265	BOLT	1						1
10	.	1W0251-00008	SEAL WASHER	1						1
11	.	24311-000220	O-RING 1A P-22.0	1						10
12	.	1W0305-00616	DOWEL PIN	6						5
13	.	22217-100000	SPRING WASHER 10	2						10
14	.	26013-100302	BOLT M10X 30	9						10
15	.	1W3407-10030	BREATHER	1						1
16	.	1W3995-68620	PLATE;SHATTER	1						0
17	.	1W0113-10610	BOLT	1						0
18	.	1W3221-40270	SEAL COVER	1						1
19	.	1W3225-13480	DRIVE SHAFT	1						0
20	.	24101-060064	BALL BEARING	2						1
21	.	1W3225-31520	COUNTER SHAFT	1						0
22	.	1W3223-25420	FIXING GEAR A	1						0
23	.	1W3223-25430	FIXING GEAR A	1						0
24	.	24101-062044	BALL BEARING #6204	2						1
25	.	22242-000250	CIRCLIP 25S	1						10
26	.	1W3992-35270	COLLAR	1						0
27	.	1W3228-00102	H.S.T	1						0
28	.	1W0115-11075	BOLT	2						1
29	.	1W0101-09479	BOLT	2						1
30	.	22217-100000	SPRING WASHER 10	2						10
31	.	1W3992-35280	COLLAR	1						0
32	.	24321-000500	O-RING 1A G-50.0	1						10

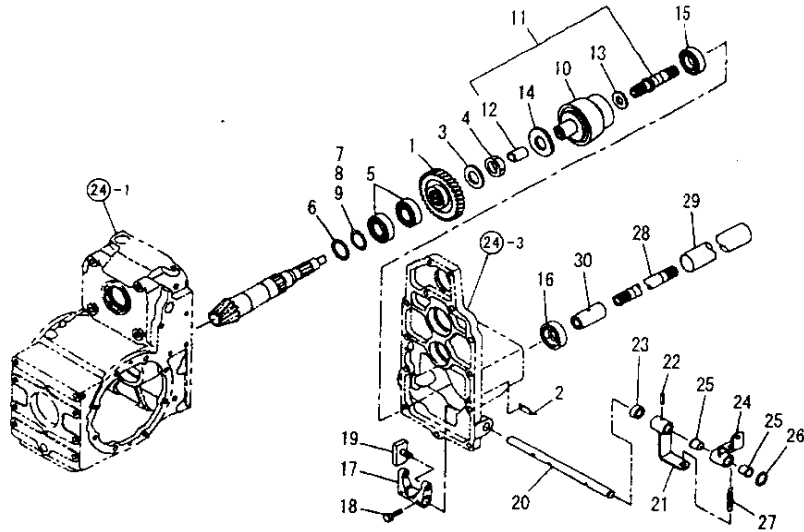
25. TRANSMISSION

1011
1002
NPC-3908

25. TRANSMISSION

02.02.27

(A)=GE22 (D)=
(B)= (E)=
(C)= (F)=



N155403

REF. NO.	LEV. 0	PART NO.	DESCRIPTION	QTY						I	P	U	A	R
				(A)	(B)	(C)	(D)	(E)	(F)					
1	.	1W3223-25440	FIXING GEAR A	1										0
2	.	1W3995-68640	PLATE	1										0
3	.	22137-240000	WASHER 24,POLISHED	1										10
4	.	1W0201-09079	NUT	1										1
5	.	24142-302060	BEARING	2										1
6	.	1W1992-60040	WASHER, THRUST	1										1
7	.	1W1992-81210	SHIM	1										1
8	.	1W1992-81220	SHIM	1										1
9	.	1W1992-80490	SHIM	1										1
10	.	1W3200-80100	CLUTCH ASSY	1										0
11	.	1W3225-01100	SHAFT COMPL	1										0
12	..	1W3985-11930	BUSH	1										0
13	.	1W3992-61500	WASHER	1										1
14	.	1W3992-61840	THRUST WASHER	1										0
15	.	24101-060044	BALL BEARING #6004	1										1
16	.	24421-203508	SEAL, OIL	1										1
17	.	1W3244-12290	SHIFTER FORK	1										0
18	.	1W0107-00625	BOLT	1										1
19	.	1W3243-70050	BLOCK	2										0
20	.	1W3242-21050	SHAFT;4WD	1										0
21	.	1W3241-06610	CHANGE LEVER;4W	1										0
22	.	1W0303-00630	SPRING PIN	1										1
23	.	24421-152507	SEAL TC15 25 07, OIL	1										1
24	.	1W3241-06620	CHANGE LEVER;4WD	1										0
25	.	1W3985-11310	BUSH	2										1
26	.	22242-000150	CIRCLIP 15	1										10
27	.	1W3982-14450	SPRING	1										1
28	.	1W3225-13470	DRIVE SHAFT	1										0
29	.	1W3201-71530	PIPE	1										0
30	.	1W3226-10140	JOINT	1										1

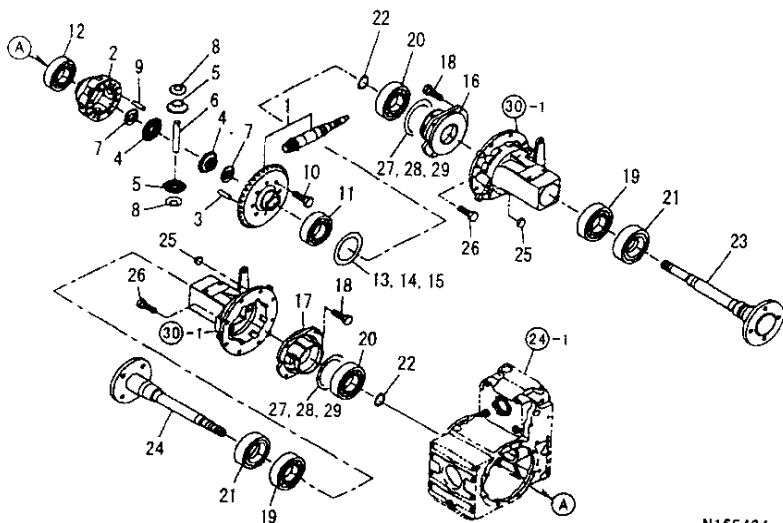
26. FRONT DIFFERENTIAL

1D12
(1D02)
NPC-3908

26. FRONT DIFFERENTIAL

02.02.27

(A)=GE22 (D)=
(B)= (E)=
(C)= (F)=



REF. NO.	LEV. 0	PART NO.	DESCRIPTION	-----Q'TY-----						I P/U A R
				(A)	(B)	(C)	(D)	(E)	(F)	
1	.	1W3220-50980	DRIVE PINION ASSY	1						0
2	.	1W3261-10940	DIFF HOUSING	1						1
3	.	1W0305-00820	PIN,KNOCK	2						1
4	.	1W3261-40380	GEAR,DIFFERENTIAL	2						1
5	.	1W3261-60030	PINION,DIFFERENTIAL	2						1
6	.	1W3261-30591	SHAFT, PINION	1						1
7	.	1W3992-61080	WASHER,THRUST	2						1
8	.	1W3992-60130	WASHER, THRUST	2						1
9	.	1W3996-11770	PIN,DIFF.	1						1
10	.	1W0101-10820	BOLT	6						1
11	.	24101-060104	BALL BEARING	1						1
12	.	1W0401-09041	BEARING	1						1
13	.	1W1992-80750	SHIM	1						1
14	.	1W1992-80760	SHIM	1						1
15	.	1W1992-80770	SHIM	1						1
16	.	1W3262-20390	BEARING CARRIER,L	1						0
17	.	1W3262-20400	BEARING CARRIER,R	1						0
18	.	26013-080252	BOLT M 8X 25	8						10
19	.	1W0401-09034	BEARING	2						1
20	.	24101-063044	BALL BEARING	2						1
21	.	1W0502-02342	OIL SEAL	2						1
22	.	22242-000250	CIRCLIP 25S	2						10
23	.	1W3263-12081	WHEEL SHAFT	1						0
24	.	1W3263-12101	WHEEL SHAFT	1						0
25	.	1W3984-60390	PLUG	2						1
26	.	26013-100302	BOLT M10X 30	16						10
27	.	1W1992-80630	SHIM	1						0
28	.	1W1992-80640	SHIM	1						0
29	.	1W1992-80650	SHIM	1						1

N155404

N155404

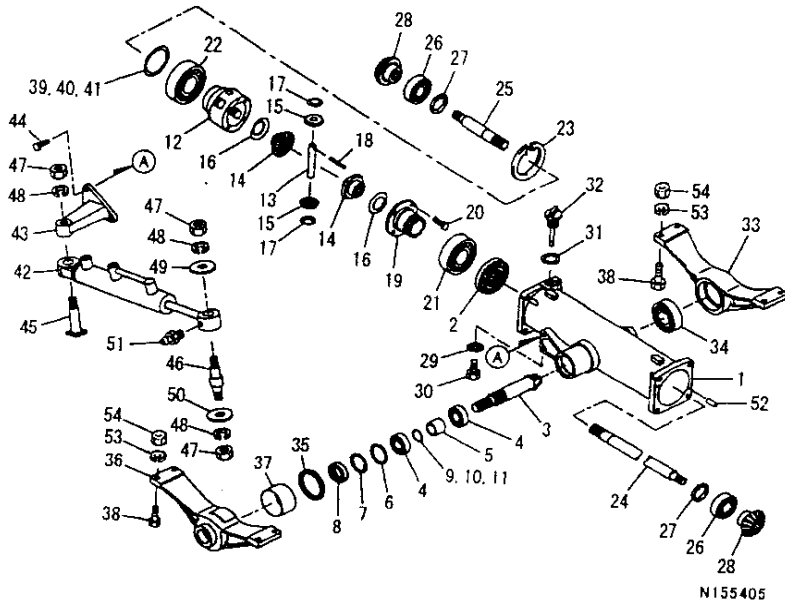
27. REAR DIFFERENTIAL

1013
(1002)
NPC-3908

27. REAR DIFFERENTIAL

02.02.27

(A)=GE22 (D)=
(B)= (E)=
(C)= (F)=



REF. NO.	LEV. 0	PART NO.	DESCRIPTION	QTY					I	P	U	A	R
				(A)	(B)	(C)	(D)	(E)					
1	.	1W3263-44430	WHEEL SHAFT CASE	1									0
2	.	1W3261-20730	RING GEAR	1									0
3	.	1W3225-40930	DRIVE PINION	1									0
4	.	1W0401-09054	BEARING, BALL	2									1
5	.	1W3992-31310	COLLAR	1									1
6	.	1W3992-11670	SPACER	1									1
7	.	22252-000520	CIRCLIP 52	1									1
8	.	1W0502-09073	OIL SEAL	1									1
9	.	1W1992-81030	SHIM	1									1
10	.	1W1992-81040	SHIM	1									1
11	.	1W1992-81050	SHIM	1									1
12	.	1W3261-11020	DIFF HOUSING	1									0
13	.	1W3261-30620	SHAFT, PINION	1									1
14	.	1W3261-40211	GEAR, DIFFERENTIAL	2									1
15	.	1W3261-60060	PINION, DIFFERENTIAL	2									1
16	.	1W3992-61080	WASHER, THRUST	2									1
17	.	1W3992-61070	WASHER, THRUST	2									1
18	.	1W3996-11770	PIN, DIFF.	2									1
19	.	1W3261-11030	DIFF HOUSING	1									0
20	.	26013-080202	BOLT W/WASHER M8X20	4									10
21	.	24101-062104	BALL BEARING	1									1
22	.	24101-060124	BALL BEARING	1									1
23	.	22252-000950	CIRCLIP 95	1									1
24	.	1W3262-11420	DIFF SHAFT;L	1									0
25	.	1W3262-11430	DIFF SHAFT;R	1									0
26	.	24101-062044	BALL BEARING #6204	2									1
27	.	22252-000470	CIRCLIP 47	2									10
28	.	1W3262-40290	FINAL PINION	2									1
29	.	22190-120000	SEAL WASHER 12(BOLT)	3									10
30	.	1W0104-01212	BOLT	3									10
31	.	22190-200000	SEAL WASHER 20(BOLT)	1									10
32	.	1W3984-00430	GAUGE COMPL	1									1
33	.	1W3222-62500	BEARING HOLDER;REAR	1									0
34	.	24105-062074	BALL BEARING	1									1
35	.	1W0503-01165	SEAL, OIL	1									1
36	.	1W3222-62480	BEARING HOLDER;FRONT	1									0
37	.	1W3985-10350	BUSH	1									1
38	.	26116-100452	BOLT M10X 45 PLATED	8									10
39	.	1W3992-81550	SHIM	1									1
40	.	1W3992-81560	SHIM	1									1
41	.	1W3992-81570	SHIM	1									1
42	.	1W3449-52520	CYLINDER ASSY	1									0
43	.	1W3345-24970	ARM	1									0
44	.	26013-100252	BOLT W/WASHER M10X25	3									10
45	.	1W3996-00670	PIN COMPL	1									0
46	.	1W3996-11910	PIN	1									0
47	.	1W0210-00016	NUT	3									0
48	.	22217-160000	SPRING WASHER 16	3									1
49	.	1W3992-11540	SPACER	1									1
50	.	22137-160000	WASHER 16,POLISHED	1									10
51	.	24761-020000	NIPPLE PT1/8,GREASE	1									1
52	.	1W0305-00620	DOWEL PIN	4									1
53	.	22217-100000	SPRING WASHER 10	8									10
54	.	26717-100002	NUT M10	8									10

N155405

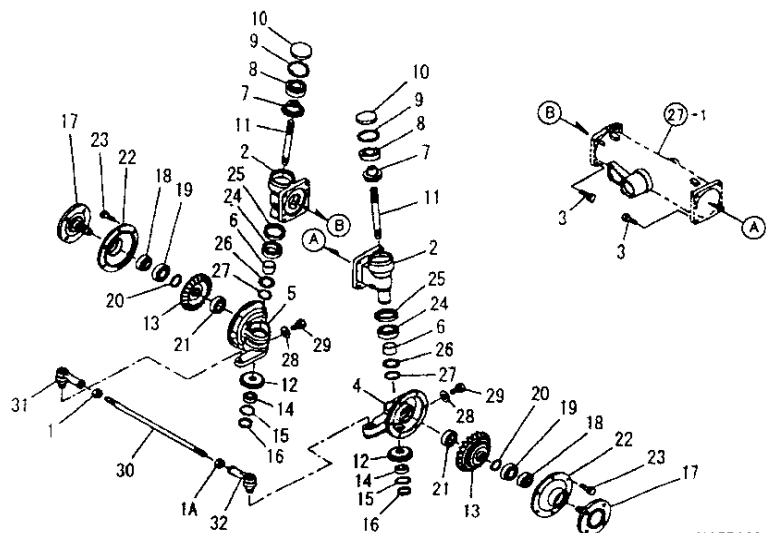
28. REAR AXLE

-----+
 | 1014 |
 | (1002) |
 -----+
 NPC-3908

28. REAR AXLE

02.02.27

(A)=GE22 (D)=
 (B)= (E)=
 (C)= (F)=



N155406

REF. NO.	LEV. O	PART NO.	DESCRIPTION	Q'TY						I	P	U	A	R
				(A)	(B)	(C)	(D)	(E)	(F)					
1	-	26777-140002	LOCK NUT M14	1										10
1A	-	1W0201-09029	NUT	1										1
2	-	1W3221-16840	MISSION CASE;IDLER	2										0
3	-	26013-100302	BOLT M10X 30	8										10
4	-	1W3221-16860	MISSION CASE;L	1										0
5	-	1W3221-16880	MISSION CASE;R	1										0
6	-	1W3985-11960	BUSH	2										0
7	-	1W3262-40560	FINAL PINION	2										0
8	-	24101-062064	BALL BEARING	2										1
9	-	22252-000620	CIRCLIP 62(H)	2										1
10	-	1W3221-40280	COVER,SEAL	2										1
11	-	1W3225-14030	DRIVE SHAFT	2										0
12	-	1W3262-40570	FINAL PINION	2										0
13	-	1W3263-70730	FINAL GEAR	2										0
14	-	24101-062034	BALL BEARING	2										1
15	-	22252-000400	CIRCLIP 40	2										10
16	-	1W3221-40670	SEAL COVER	2										1
17	-	1W3263-12120	WHEEL SHAFT	2										0
18	-	24421-304508	SEAL TC30 45 08, OIL	2										1
19	-	24101-062054	BEARING #6205	2										1
20	-	22242-000250	CIRCLIP 25S	2										10
21	-	24101-062044	BALL BEARING #6204	2										1
22	-	1W3222-13220	COVER	2										0
23	-	26013-080202	BOLT W/WASHER M8X20	12										10
24	-	24101-060074	BALL BEARING	2										1
25	-	1W0502-02245	SEAL, OIL	2										1
26	-	1W3992-10010	SPACER	2										1
27	-	22242-000350	CIRCLIP 35	2										10
28	-	22190-120000	SEAL WASHER 12(BOLT)	3										10
29	-	1W0104-01212	BOLT	3										10
30	-	1W3347-12020	ROD	1										0
31	-	1W3348-01360	TIE ROD END;R	1										0
32	-	1W3348-01390	TIE ROD END;L	1										0

N155406

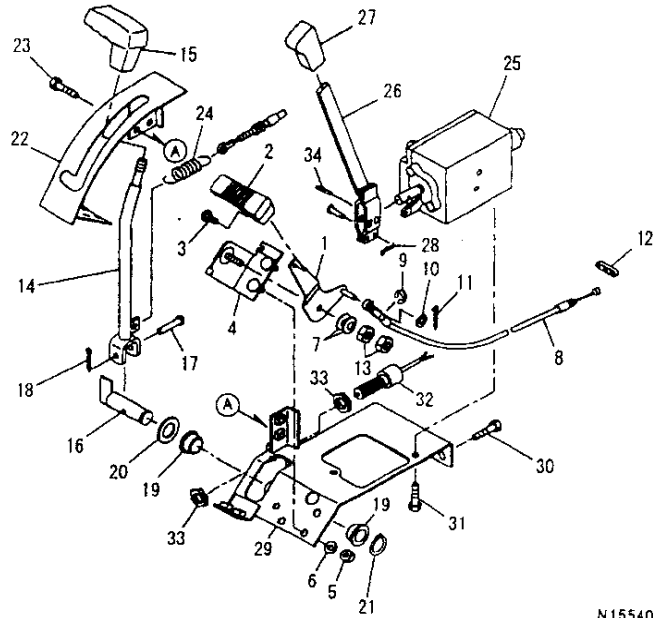
29. PTO, HPL, AND ACCEL CONTROLS

1015
(1002)
NPC-3908

29. PTO, HPL, AND ACCEL CONTROLS

02.02.27

(A)=GE22 (D)=
(B)= (E)=
(C)= (F)=



REF. NO.	LEV. 0	PART NO.	DESCRIPTION	QTY						I	P	U	A	R
				(A)	(B)	(C)	(D)	(E)	(F)					
1	.	1W3121-00931	ACCEL LEVER	1										1
2	.	1W3981-80921	GRIP	1										1
3	.	26022-050122	SCREW M 5X 12	1										10
4	.	1W3125-00501	BRACKET	1										0
5	.	26717-080002	NUT 8	2										10
6	.	22217-080000	SPRING WASHER 8	2										10
7	.	1W3982-12210	SPRING	2										1
8	.	1W3120-70701	WIRE ASSY;ACCEL	1										0
9	.	22272-000040	CIRCLIP E- 4	1										10
10	.	22137-060000	WASHER 6, POLISHED	1										10
11	.	22417-200200	COTTER PIN 2.0X20	1										10
12	.	1W3981-14451	RUBBER	1										1
13	.	26717-080002	NUT 8	2										0
14	.	1W3241-06600	LEVER;PTO	1										0
15	.	1W3981-81760	GRIP	1										1
16	.	1W3242-02680	SHAFT	1										0
17	.	1W0313-10835	PIN	1										1
18	.	22417-200200	COTTER PIN 2.0X20	1										10
19	.	1W3985-11560	BUSH	2										1
20	.	22137-200000	WASHER 20,POLISHED	1										10
21	.	22272-000150	CIRCLIP E-15	1										10
22	.	1W3245-01180	LEVER GUIDE	1										0
23	.	26013-080162	BOLT W/WASHER M8X16	4										10
24	.	1W4982-21040	SPRING	1										1
25	.	1W3400-15971	VALVE ASSY	1										0
26	.	1W3401-60490	CONTROL LEVER	1										1
27	.	1W3981-80610	GLIP	1										1
28	.	22372-040000	SNAP PIN 4	1										10
29	.	1W3408-01610	BRACKET	1										0
30	.	26014-080202	BOLT M 8X 20	3										10
31	.	26013-080162	BOLT W/WASHER M8X16	2										10
32	.	1W3852-00891	SWITCH ASSY.	1										1
33	.	1W3852-40038	NUT	1										1
34	.	22351-050025	SPRING PIN 5X25	1										10

N155407

30. BRAKE

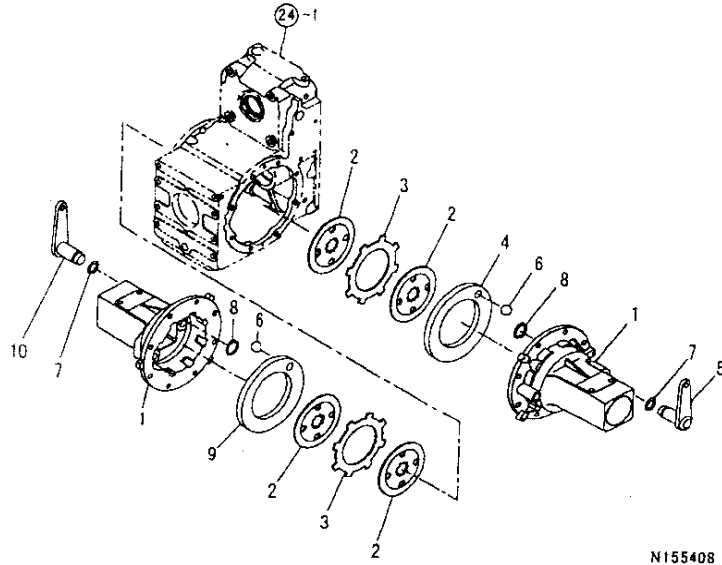
1 1D16 |
 | (1D02) |
 +-----+
 NPC-3908

30. BRAKE

02.02.27

(A)=GE22 (D)=
 (B)= (E)=
 (C)= (F)=

REF. NO.	LEV. O	PART NO.	DESCRIPTION	-----Q'TY-----						I P/U A R
				(A)	(B)	(C)	(D)	(E)	(F)	
1	.	1W3263-44780	WHEEL SHAFT CASE	2						0
2	.	1W3281-10210	LINING	4						1
3	.	1W3285-60350	DISC;BRAKE	2						0
4	.	1W3285-60380	PRESSURE PLATE;L	1						0
5	.	1W3283-00510	CAM, BRAKE	1						0
6	.	1W0481-00020	STEEL BALL	6						0
7	.	24311-000210	O-RING 1A P-21.0	2						10
8	.	22242-000250	CIRCLIP 25S	2						10
9	.	1W3285-60390	PRESSURE PLATE;R	1						0
10	.	1W3283-00520	CAM, BRAKE	1						0



N155408

31. MAIN FRAME

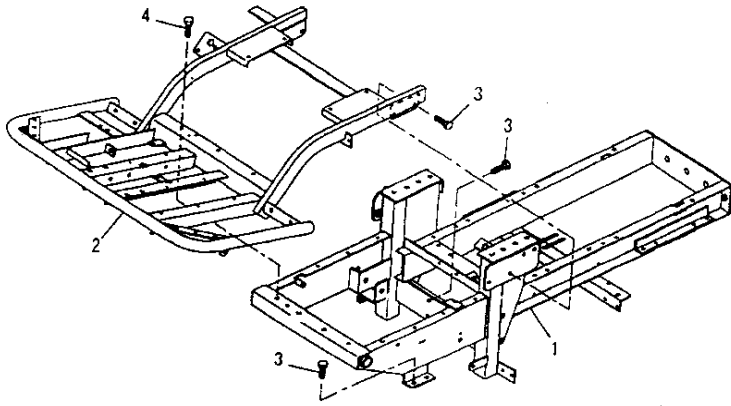
1 ED1
1002
NPC-3908

31. MAIN FRAME

02.02.27

(A)=GE22 (D)=
(B)= (E)=
(C)= (F)=

REF. NO.	LEV. 0	PART NO.	DESCRIPTION	-----Q'TY-----						I	P/U	A	R
				(A)	(B)	(C)	(D)	(E)	(F)				
1	-	1W3205-51593	FRAME;MAIN	1								0	
2	-	1W3205-51570	FRAME;UP	1								0	
3	-	26013-100202	BOLT W/WASHER M10X20	12								10	
4	-	26013-080202	BOLT W/WASHER M8X20	4								10	



N155409

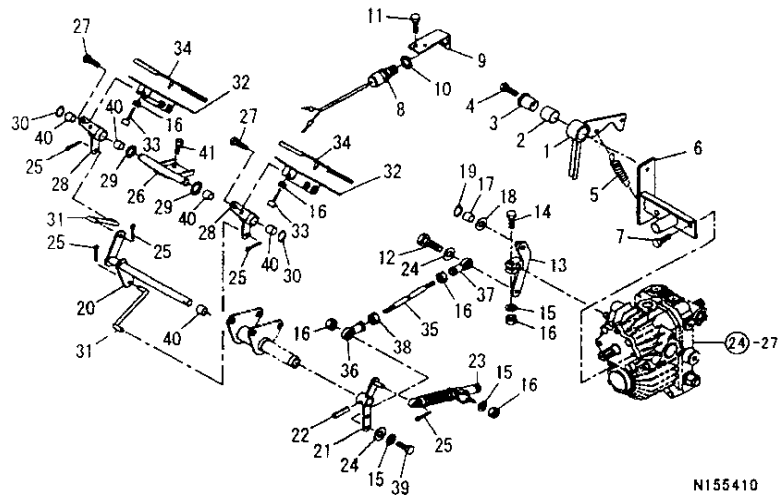
32. HST CONTROL

1E02
(1D02)
NPC-3908

32. HST CONTROL

02.02.27

(A)=GE22 (D)=
(B)= (E)=
(C)= (F)=



REF. NO.	LEV. 0	PART NO.	DESCRIPTION	QTY						
				(A)	(B)	(C)	(D)	(E)	(F)	
1	-	1W3242-02690	SHIFT ARM;HST	1						0
2	-	1W3985-10150	BUSH	1						1
3	-	1W3241-20980	BOSS	1						1
4	-	26013-080452	BOLT M 8X 45	1						10
5	-	1W4982-21080	SPRING	1						1
6	-	1W3245-01190	SHIFT GUIDE	1						0
7	-	26013-100162	BOLT M10X 16	2						10
8	-	1W3852-00891	SWITCH ASSY.	1						1
9	-	1W3995-68650	PLATE	1						0
10	-	1W3852-40038	NUT	1						1
11	-	26013-080202	BOLT W/WASHER M8X20	1						10
12	-	26013-080252	BOLT M 8X 25	1						10
13	-	1W3401-06500	CONTROL LEVER	1						0
14	-	26116-080352	BOLT M 8X 35	1						10
15	-	22217-080000	SPRING WASHER 8	3						10
16	-	26717-080002	NUT 8	6						10
17	-	24104-060004	BALL BEARING	1						1
18	-	22137-100000	WASHER 10,POLISHED	1						10
19	-	22242-000100	CIRCLIP 10	1						10
20	-	1W3582-10520	PEDAL SHAFT	1						0
21	-	1W3241-06630	CHANGE LEVER;HST	1						0
22	-	22351-060025	SPRING PIN 6X25	1						10
23	-	1W3789-10020	DAMPER	1						1
24	-	22137-080000	WASHER 8, POLISHED	3						10
25	-	22417-200200	COTTER PIN 2.0X20	5						10
26	-	1W3582-50760	SUPPORT, PEDAL	1						0
27	-	26013-080162	BOLT W/WASHER M8X16	4						10
28	-	1W3241-06640	CHANGE LEVER	2						0
29	-	1W0261-09079	WASHER	2						1
30	-	22272-000120	CIRCLIP E-12	2						10
31	-	1W3442-11820	ROD;HST	2						0
32	-	1W3581-04710	PEDAL;HST	2						0
33	-	1W3981-11640	RUBBER	2						1
34	-	1W3981-17180	RUBBER	2						1
35	-	1W3442-11810	ROD	1						0
36	-	1W3348-00420	TIE ROD END	1						1
37	-	1W3348-00360	TIE ROD END	1						1
38	-	1W0201-09125	NUT	1						0
39	-	26116-080302	BOLT 8X30	1						10
40	-	1W3985-11310	BUSH	4						1
41	-	26013-080302	BOLT M 8X 30	2						10

N155410

N155410

33. BRAKE & 4WD CONTROL LINKAGES

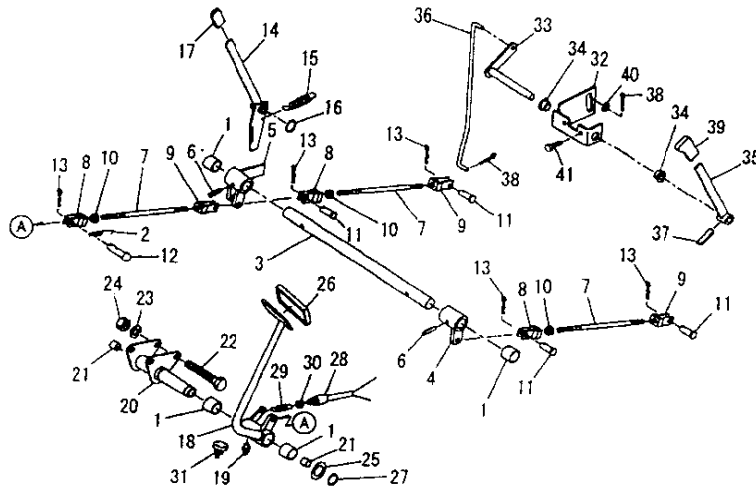
1E03
(1002)
NPC-3908

33. BRAKE & 4WD CONTROL LINKAGES

02.02.27

(A)=GE22
(B)=
(C)=

(D)=
(E)=
(F)=

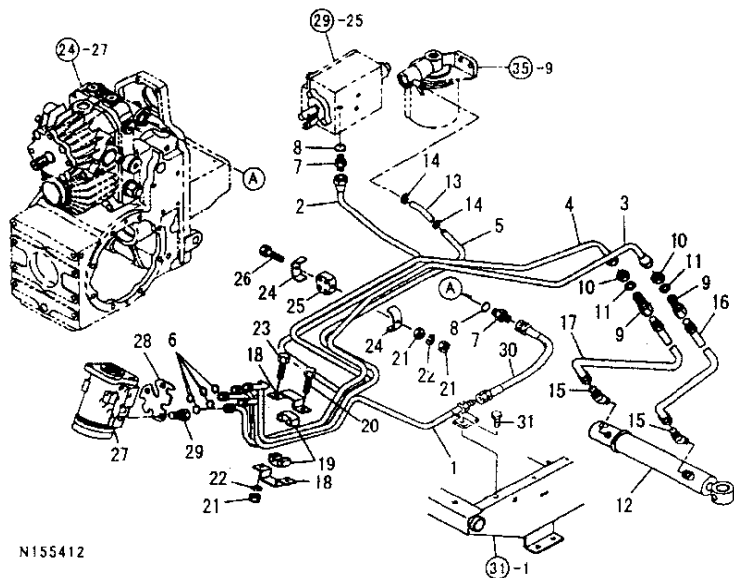


N155411

REF. NO.	LEV. 0	PART NO.	DESCRIPTION	QTY						I	P/U	A	R
				(A)	(B)	(C)	(D)	(E)	(F)				
1	-	1W3985-10070	BUSH	4									1
2	-	1W3982-13230	SPRING	1									1
3	-	1W3582-10510	PEDAL SHAFT	1									0
4	-	1W3284-00540	BRAKE LEVER;L	1									0
5	-	1W3284-00550	BRAKE LEVER;R	1									0
6	-	22351-080040	SPRING PIN 8X40	2									10
7	-	1W3585-10110	ROD;BRAKE	3									1
8	-	1W3585-50010	FORK JOINT	3									1
9	-	1W3585-50020	FORK JOINT	3									1
10	-	26717-100002	NUT M10	3									10
11	-	1W0313-11020	PIN	5									1
12	-	1W3996-10240	PIN	1									1
13	-	1W0301-03225	SPLIT PIN	6									10
14	-	1W3583-00630	BRAKE LOCK	1									0
15	-	1W3982-11830	SPRING	1									1
16	-	22272-000120	CIRCLIP E-12	1									10
17	-	1W3981-80860	GRIP	1									1
18	-	1W3581-04700	PEDAL;BRAKE	1									0
19	-	24761-010000	NIPPLE M6F, GREASE	1									1
20	-	1W3582-50770	SUPPORT	1									0
21	-	1W3985-11310	BUSH	2									1
22	-	26116-100752	BOLT M10X 75 PLATED	2									10
23	-	22217-100000	SPRING WASHER 10	1									10
24	-	26717-100002	NUT M10	2									10
25	-	1W3992-11550	SPACER	1									1
26	-	1W3981-17790	RUBBER	1									1
27	-	22242-000250	CIRCLIP 25S	1									10
28	-	1W4852-20180	SWITCH ASSY.	1									1
29	-	1W3982-10070	SPRING	1									1
30	-	26777-140002	LOCK NUT M14	1									10
31	-	1W3981-10110	RUBBER	1									1
32	-	1W3245-01170	SHIFT GUIDE;4WD	1									0
33	-	1W3242-02650	SHIFT ARM;4WD	1									0
34	-	1W3985-11320	BUSH	2									1
35	-	1W3241-06590	CHANGE LEVER;4W	1									0
36	-	1W3243-62070	SHIFT LINK;4WD	1									0
37	-	22351-060030	SPRING PIN 6X30	2									10
38	-	22417-200200	COTTER PIN 2.0X20	2									10
39	-	1W3981-81050	GRIP	1									1
40	-	1W0261-09103	WASHER	1									0
41	-	26013-080202	BOLT W/WASHER M8X20	2									10

N155411

34. HYDRAVIC SYSTEM;STEERING CASE



N155412

1E04
(1D02)
NPC-3908

34. HYDRAVIC SYSTEM;STEERING CASE

02.02.27

(A)=GE22 (D)=
(B)= (E)=
(C)= (F)=

REF. NO.	LEV. 0	PART NO.	DESCRIPTION	-----Q'ITY-----						I	P	U	A	R
				(A)	(B)	(C)	(D)	(E)	(F)					
1	.	1W3407-07661	OIL PIPE;P	1										0
2	.	1W3407-07670	OIL PIPE;AUX	1										0
3	.	1W3407-07680	OIL PIPE;L	1										0
4	.	1W3407-07690	OIL PIPE;R	1										0
5	.	1W3407-07700	OIL PIPE;T	1										0
6	.	24311-000120	O-RING 1A P 12.0	5										10
7	.	1W3406-71810	ADAPTOR	2										1
8	.	24315-000140	O-RING 1B P-14.0	3										10
9	.	1W3406-73460	ADAPTOR	2										0
10	.	26747-160002	NUT M16	2										10
11	.	22217-160000	SPRING WASHER 16	2										10
12	.	1W3449-52520	CYLINDER ASSY	1										0
13	.	1W3406-90620	OIL HOSE	1										0
14	.	1W3987-56070	BAND	4										1
15	.	1W3406-70290	ADAPTER	2										1
16	.	1W3406-90190	OIL HOSE	1										1
17	.	1W3406-90390	OIL HOSE	1										1
18	.	1W3991-13210	CLAMP	2										0
19	.	1W3981-20800	RUBBER	2										0
20	.	1W0113-10616	BOLT	1										1
21	.	1W0201-00006	NUT	3										10
22	.	22217-060000	SPRING WASHER 6	2										10
23	.	1W0101-10616	BOLT	1										10
24	.	1W3991-12130	CLAMP	2										1
25	.	1W3981-15630	RUBBER	1										1
26	.	1W0101-00655	BOLT	1										1
27	.	1W3340-11180	STEERING CASE ASSY	1										0
28	.	1W3343-80050	PLATE	1										0
29	.	26043-100202	BOLT	3										0
30	.	1W3406-92570	OIL HOSE	1										0
31	.	1W0108-00816	BOLT	1										1

N155412

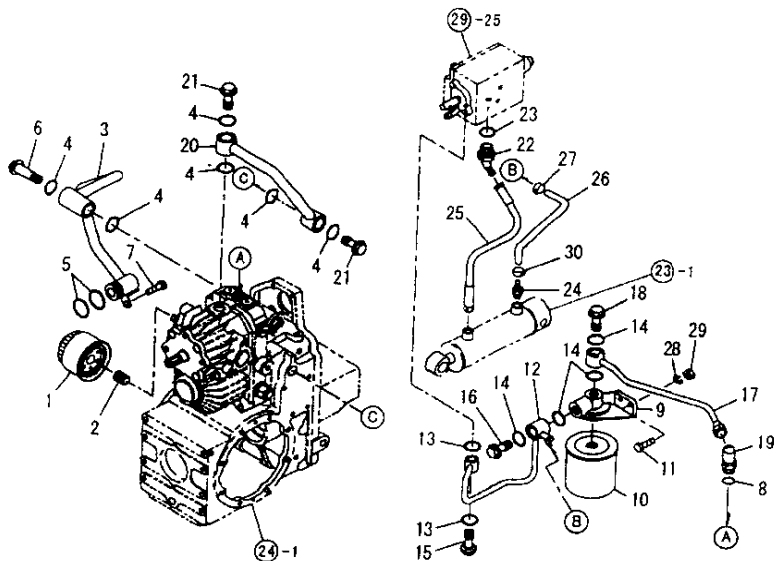
35. HYDRAULIC SYSTEM; OIL FILTER

1605
(1002)
NPC-3908

35. HYDRAULIC SYSTEM; OIL FILTER

02.02.27

(A)=GE22 (D)=
(B)= (E)=
(C)= (F)=



N155413

REF. NO.	LEV. O	PART NO.	DESCRIPTION	Q'TY						I P/U A R
				(A)	(B)	(C)	(D)	(E)	(F)	
1	-	1W4545-20010	OIL FILTER	1						1
2	-	1W4546-30010	JOINT	1						1
3	-	1W3407-07650	OIL PIPE	1						0
4	-	24321-000250	O-RING 1A G-25.0	6						10
5	-	24311-000250	O-RING 1A P-25.0	2						10
6	-	1W3984-81290	EYE OR EYE BOLT	1						1
7	-	26014-080162	BOLT M 8X 16	1						10
8	-	24311-000140	O-RING 1A P-14.0	3						10
9	-	1W3405-60340	FLANGE	1						1
10	-	1W3405-00890	OIL FILTER	1						1
11	-	26116-080302	BOLT 8X30	2						10
12	-	1W3407-07710	OIL PIPE	1						0
13	-	24311-000150	O-RING 1A P-15.0	2						10
14	-	24311-000200	O-RING 1A P-20.0	4						10
15	-	1W3984-81140	EYE OR EYE BOLT	1						1
16	-	1W3984-81040	EYE OR EYE BOLT	1						1
17	-	1W3407-07720	OIL PIPE	1						0
18	-	1W3984-80240	NIPPLE	1						1
19	-	1W4546-70080	ADAPTOR	1						1
20	-	1W3407-07730	OIL PIPE	1						0
21	-	198152-04690	EYE OR EYE BOLT	2						1
22	-	1W3406-73470	ADAPTOR	1						0
23	-	24311-000110	O-RING 1A P-11.0	1						10
24	-	1W3406-73820	ADAPTOR	1						0
25	-	1W3406-90190	OIL HOSE	1						1
26	-	1W3406-90260	OIL HOSE	1						1
27	-	1W3987-56070	BAND	3						1
28	-	22217-080000	SPRING WASHER 8	2						10
29	-	26717-080002	NUT 8	2						10
30	-	1W0672-00150	CLAMP, HOSE	1						1

N155413

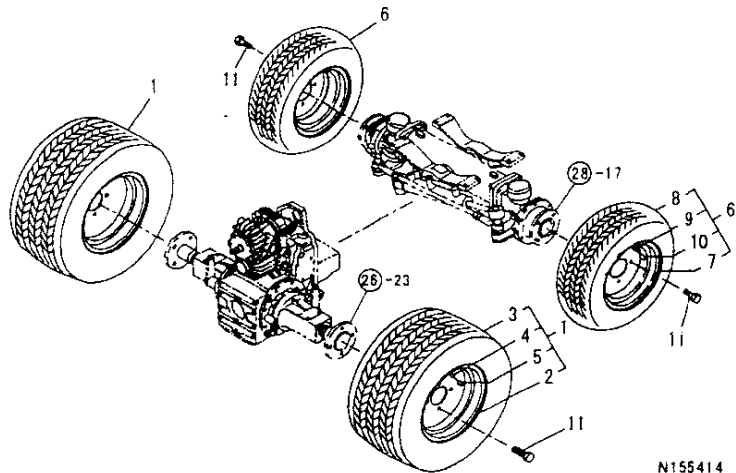
36. FRONT WHEELS, REAR WHEELS

1E06
(1002)
NPC-3908

36. FRONT WHEELS, REAR WHEELS

02.02.27

(A)=GE22 (D)=
(B)= (E)=
(C)= (F)=



N155414

REF. NO.	LEV. O	PART NO.	DESCRIPTION	-----QTY-----						I	P	U	A	R
				(A)	(B)	(C)	(D)	(E)	(F)					
1	.	1W3360-35651	FRONT WHEEL ASSY	2										1
2	..	1W3361-03361	DISC WHEEL	2										0
3	..	1W3361-32601	TIRE	2										0
4	..	1W3361-70010	VALVE	2										1
5	..	1W3361-80030	CAP	2										1
6	.	1W3360-19091	REAR WHEEL ASSY	2										1
7	..	1W3361-03341	DISC WHEEL	2										0
8	..	1W3361-32591	TIRE	2										0
9	..	1W3361-70010	VALVE	2										1
10	..	1W3361-80030	CAP	2										1
11	.	1W0113-11225	BOLT	16										1

N155414

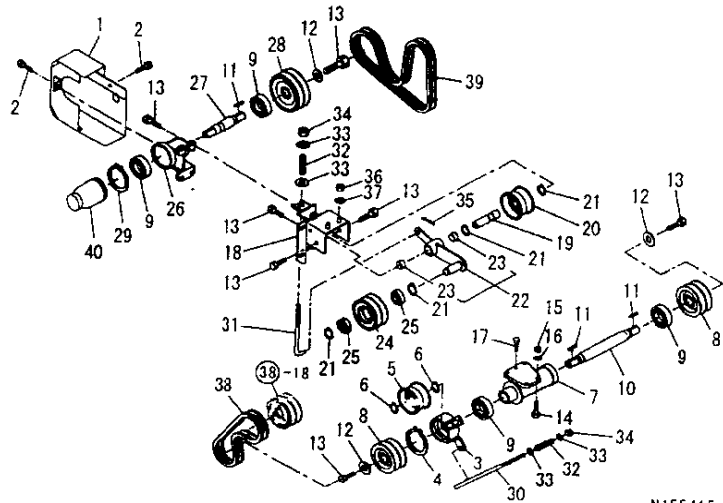
37. POWER TAKE OFF;SIDE

1E07
(1D02)
NPC-3908

37. POWER TAKE OFF;SIDE

02.02.27

(A)=GE22 (D)=
(B)= (E)=
(C)= (F)=

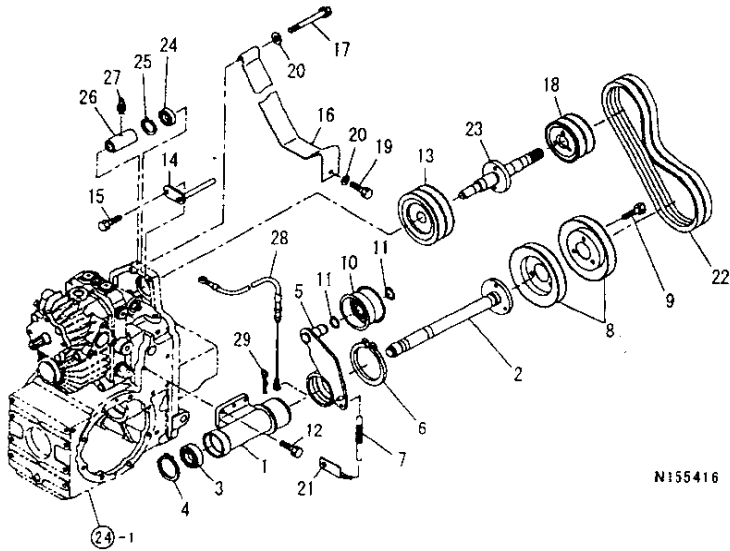


N155415

REF. NO.	LEV. 0	PART NO.	DESCRIPTION	QTY						I	P	U	A	R
				(A)	(B)	(C)	(D)	(E)	(F)					
1	.	1W3781-07170	PL.ASSY.,BELT COVER	1										0
2	.	26014-080162	BOLT M 8X 16	2										10
3	.	1W3242-02661	TENSION ARM	1										0
4	-	22242-000600	CIRCLIP 60	1										1
5	-	1W3997-60130	TENSION ROLLER	1										0
6	-	22242-000120	CIRCLIP 12	2										10
7	-	1W3222-62520	BEARING HOLDER	1										0
8	-	1W3986-80430	PULLEY;B	2										0
9	-	24104-060054	BALL BEARING	4										1
10	-	1W3225-71360	PTO COUNT SHAFT	1										0
11	-	1W0341-00625	KEY	3										0
12	.	1W0261-09013	WASHER	3										1
13	-	26013-100202	BOLT W/WASHER M10X20	11										10
14	-	26116-080252	BOLT M 8X 25 PLATED	4										10
15	-	26717-080002	NUT 8	4										10
16	-	22217-080000	SPRING WASHER 8	4										10
17	-	26013-080202	BOLT W/WASHER M8X20	1										10
18	.	1W3203-60250	BRACKET	1										0
19	-	1W3225-60490	SHAFT	1										0
20	-	1W4323-50180	ROLLER	1										1
21	-	22242-000200	CIRCLIP 20	4										10
22	-	1W3240-20980	TENSION ARM ASSY	1										0
23	-	1W3985-10960	BUSH	2										1
24	-	1W3986-80450	PULLEY;C	1										0
25	-	24104-060044	BALL BEARING	2										1
26	-	1W3222-62740	BEARING HOLDER	1										0
27	-	1W3225-90810	P.T.O SHAFT	1										0
28	-	1W3986-80470	PULLEY;D	1										0
29	-	22242-000250	CIRCLIP 25S	1										10
30	-	1W3585-10851	ROD	1										1
31	-	1W3585-10751	ROD	1										1
32	-	1W4982-21110	SPRING	2										1
33	-	22137-100000	WASHER 10,POLISHED	4										10
34	.	1W0223-00010	NUT	2										0
35	-	1W0301-03225	SPLIT PIN	2										10
36	.	26717-100002	NUT M10	2										10
37	-	22217-100000	SPRING WASHER 10	2										10
38	-	1W0805-29126	V-BELT	2										1
39	.	25123-003901	V-BELT	2										1
40	-	1W3781-10021	GUARD	1										1

N155415

38. POWER TAKE OFF;FRONT



N155416

1E08
(1D02)
NPC-3908

38. POWER TAKE OFF;FRONT

02.02.27

(A)=GE22 (D)=
(B)= (E)=
(C)= (F)=

REF. NO.	LEV. 0	PART NO.	DESCRIPTION	Q'TY						I	P	U	A	R
				(A)	(B)	(C)	(D)	(E)	(F)					
1	.	1W3222-62520	BEARING HOLDER	1										0
2	.	1W3225-90770	P.T.O SHAFT	1										0
3	.	24104-060054	BALL BEARING	2										1
4	.	22242-000250	CIRCLIP 25S	1										10
5	.	1W3242-02640	SHIFT ARM	1										0
6	.	22242-000600	CIRCLIP 60	1										1
7	.	1W3982-12450	SPRING	1										1
8	.	1W3986-80390	PULLEY	2										0
9	.	26013-080162	BOLT W/WASHER MBX16	3										10
10	.	1W4323-50180	ROLLER	1										1
11	.	22242-000200	CIRCLIP 20	2										10
12	.	26013-080252	BOLT M 8X 25	4										10
13	.	1W3986-80380	PULLEY	1										0
14	.	1W3996-00710	PIN	1										0
15	.	26013-080162	BOLT W/WASHER MBX16	1										10
16	.	1W3781-06240	GUARD	1										0
17	.	26013-080602	BOLT M8X60	1										5
18	.	1W3986-80410	PULLEY;A	1										0
19	.	26013-080162	BOLT W/WASHER MBX16	1										10
20	.	22137-080000	WASHER 8, POLISHED	2										10
21	.	1W3995-68640	PLATE	1										0
22	.	1W0805-29119	V-BELT	2										1
23	.	1W3225-13620	DRIVE SHAFT	1										0
24	.	24104-063034	BALL BEARING	1										1
25	.	22252-000470	CIRCLIP 47	1										10
26	.	1W3226-13050	COUPLING	1										0
27	.	24761-010000	NIPPLE M6F, GREASE	1										1
28	.	1W3127-00640	WIRE	1										0
29	.	22417-200200	COTTER PIN 2.0X20	1										10

N155416

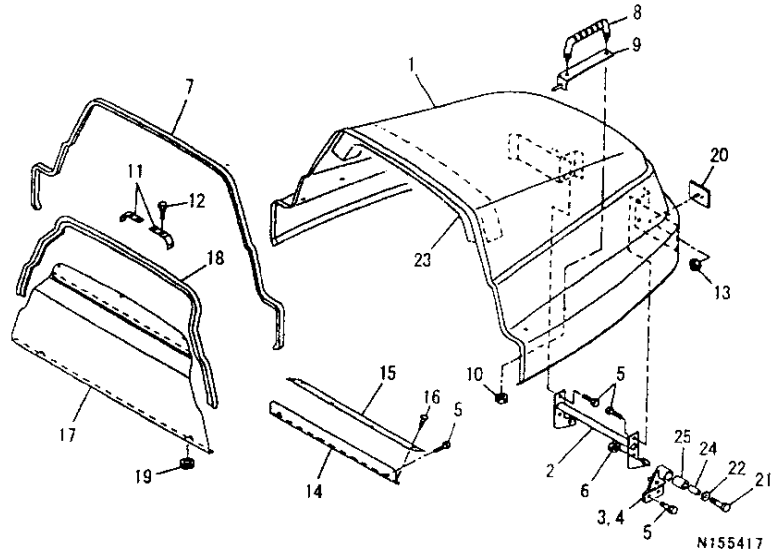
39. BONNET

1E09
(1002)
NPC-3908

39. BONNET

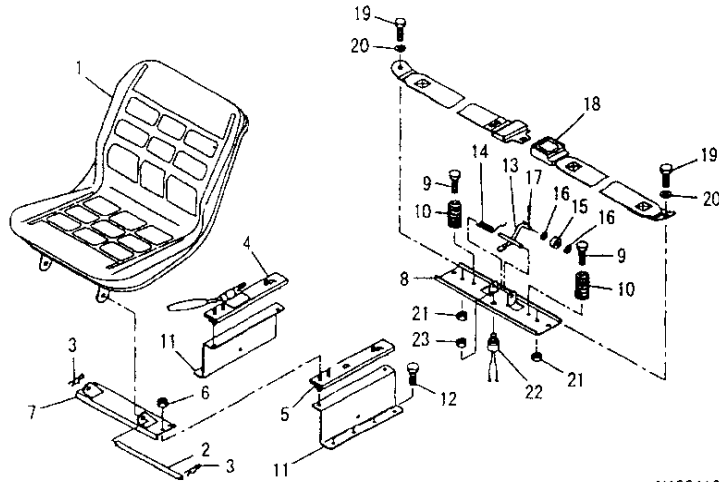
02.02.27

(A)=GE22 (D)=
(B)= (E)=
(C)= (F)=



REF. NO.	LEV. 0	PART NO.	DESCRIPTION	Q'TY						I	P	U	A	R
				(A)	(B)	(C)	(D)	(E)	(F)					
1	.	1W3501-03940	BONNET	1										1
2	.	1W3505-02710	BONNET SUPPORT;	1										0
3	.	1W3505-02721	BONNET SUPPORT;	1										0
4	.	1W3505-02731	BONNET SUPPORT;	1										0
5	.	26013-080162	BOLT W/WASHER M8X16	10										10
6	.	26717-100002	NUT M10	2										10
7	.	1W3981-20840	RUBBER;TRIM	1										0
8	.	1W3981-80671	GRIP	2										0
9	.	1W3508-51590	BRACKET	2										1
10	.	26367-080002	U-NUT M 8	4										0
11	.	1W3982-15550	SPRING	2										10
12	.	1W0108-00612	BOLT	4										0
13	.	26367-060002	NUT M 6	2										1
14	.	1W3103-53140	PLATE	1										10
15	.	1W3981-20810	RUBBER	1										0
16	.	1W3983-40240	CLIP	4										0
17	.	1W3781-06640	GUARD	1										1
18	.	1W3981-20850	RUBBER	1										0
19	.	1W3981-15130	RUBBER	2										0
20	.	1W3851-50200	REFLECTOR	2										0
21	.	26116-100552	BOLT M10X 55 PLATED	2										10
22	.	22137-100000	WASHER 10,POLISHED	2										0
23	.	1W3981-35160	SPONGE	1										10
24	.	1W3992-35760	COLLAR	2										0
25	.	1W3981-21440	RUBBER	2										0

40. OPERATOR SEAT



N155418

-----+
 | 1E10 |
 | (1D02) |
 +-----+
 NPC-3908

40. OPERATOR SEAT

02.02.27

(A)=GE22 (D)=
 (B)= (E)=
 (C)= (F)=

REF. NO.	LEV. O	PART NO.	DESCRIPTION	-----Q'TY-----						I	P	U	A	R
				(A)	(B)	(C)	(D)	(E)	(F)					
1	.	1W3557-00470	SEAT	1										1
2	.	1W3996-11560	PIN	1										1
3	.	1W0311-00012	PIN, SNAP	2										5
4	.	1W4647-50140	ADJUSTER L	1										1
5	.	1W4647-50150	ADJUSTER R	1										1
6	.	26367-080002	U-NUT M 8	10										10
7	.	1W3557-52180	BRACKET;FRONT	1										0
8	.	1W3557-52200	BRACKET;REAR	1										0
9	.	1W0108-10820	BOLT	2										1
10	.	1W3982-15560	SPRING;SEAT	2										0
11	.	1W3557-61790	BRACKET;LOW	2										0
12	.	1W0108-10820	BOLT	4										
13	.	1W3584-00060	SWITCH LEVER;SEAT	1										0
14	.	1W3982-15540	SPRING;TORQU	1										0
15	.	1W4985-10650	BUSHING	1										0
16	.	22137-080000	WASHER 8, POLISHED	2										10
17	.	22417-200200	COTTER PIN 2.0X20	2										10
18	.	1W3558-50030	SEAT BELT	1										1
19	.	26116-100202	BOLT M10X 20 PLATED	2										10
20	.	22217-100000	SPRING WASHER 10	2										10
21	.	26717-100002	NUT M10	2										10
22	.	1W3852-00730	SWITCH ASSY	1										1
23	.	26777-140002	LOCK NUT M14	1										10

N155418

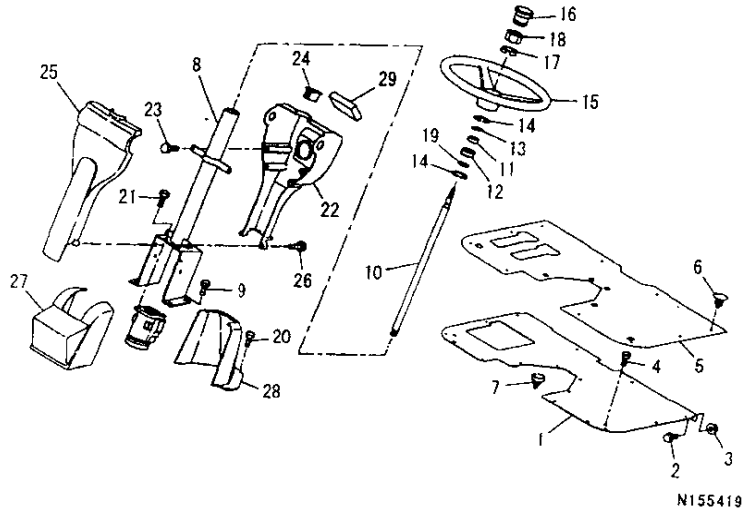
4.1. STEERING, DASH BOARD AND STEP

1E11
 (1D02)
 NPC-3908

4.1. STEERING, DASH BOARD AND STEP

02.02.27

(A)=GE22 (D)=
 (B)= (E)=
 (C)= (F)=



REF. NO.	LEV. 0	PART NO.	DESCRIPTION	QTY						I	P	U	A	R
				(A)	(B)	(C)	(D)	(E)	(F)					
1	.	1W3556-05050	STEP	1										0
2	.	1W0108-00816	BOLT	4										1
3	.	26367-080002	U-NUT M 8	4										10
4	.	1W0108-00816	BOLT	2										0
5	.	1W3981-20830	FLOORMTT	1										1
6	.	1W3983-40240	CLIP	3										0
7	.	1W3981-10110	RUBBER	6										1
8	.	1W3344-50910	SET PLATE	1										0
9	.	26013-100202	BOLT W/WASHER M10X20	4										10
10	.	1W3341-10310	STEERING SHAFT	1										1
11	.	24104-060034	BALL BEARING	1										1
12	.	1W3981-15510	RUBBER	1										1
13	.	1W3992-11550	SPACER	1										1
14	.	22252-000420	CIRCLIP 42	2										10
15	.	1W3343-10190	STEERING WHEEL	1										0
16	.	1W3343-20150	HANDLE CAP	1										0
17	.	22217-120000	SPRING WASHER	1										10
18	.	26737-120002	NUT M12	1										10
19	.	22242-000170	CIRCLIP 17	1										10
20	.	1W0108-00616	BOLT	4										1
21	.	26043-100202	BOLT	3										0
22	.	1W3507-11750	DASH BOARD; REAR	1										0
23	.	1W0108-00616	BOLT	2										1
24	.	1W3858-30090	CAP	1										0
25	.	1W3507-11740	DASH BOARD; FRONT	1										0
26	.	1W0111-09012	BOLT	4										0
27	.	1W3503-20380	LOWER COVER; FRONT	1										1
28	.	1W3503-20390	LOWER COVER; REAR	1										1
29	.	1W3850-40970	METER ASSY	1										1

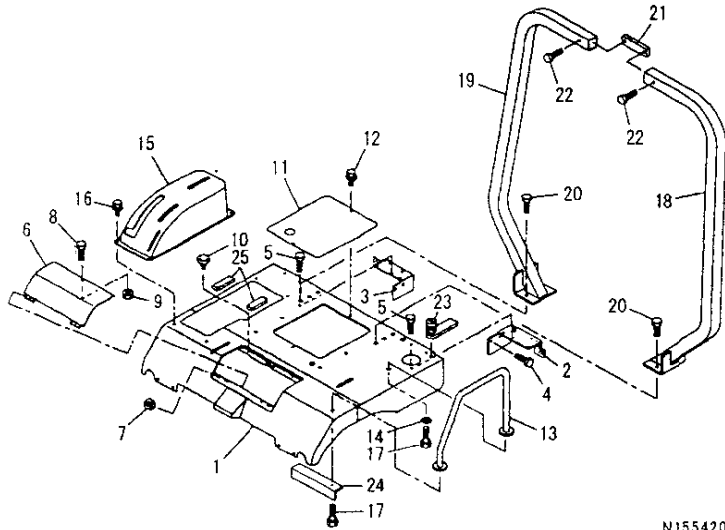
42. FENDER & ROPS

1E12
(1002)
NPC-3908

42. FENDER & ROPS

02.02.27

(A)=GE22 (D)=
(B)= (E)=
(C)= (F)=



N155420

REF. NO.	LEV. 0	PART NO.	DESCRIPTION	-----QTY-----						I	P	U	A	R
				(A)	(B)	(C)	(D)	(E)	(F)					
1	.	1W3551-05660	PL.ASSY.,FENDER	1										0
2	.	1W3553-02780	FENDER BRACKET;L	1										0
3	.	1W3553-02790	FENDER BRACKET;R	1										0
4	.	26013-100162	BOLT M10X 16	4										10
5	.	1W0108-00816	BOLT	4										1
6	.	1W3507-56040	PL.ASSY.,COVER	1										0
7	.	26367-040002	NUT 4	4										10
8	.	1W0108-00816	BOLT	1										1
9	.	1W0223-00008	U-NUT	1										5
10	.	1W3981-10110	RUBBER	2										1
11	.	1W3507-65410	COVER	1										0
12	.	1W0108-09007	BOLT M8X14,FLANGE HD	2										1
13	.	1W3559-00080	ARM	1										0
14	.	1W0261-09013	WASHER	1										1
15	.	1W3241-81250	LEVER GUIDE	1										1
16	.	1W0108-09007	BOLT MBX14,FLANGE HD	4										1
17	.	26013-100202	BOLT W/WASHER M10X20	2										10
18	.	1W3783-07660	PL.ASSY.,FRAME LH	1										0
19	.	1W3783-08670	PL.ASSY.,FRAME RH	1										0
20	.	26013-120302	BOLT W/WASHER M12X30	4										10
21	.	1W3783-13420	FRAME;COUPLING	1										0
22	.	26013-100302	BOLT M10X 30	2										10
23	.	1W3983-30390	PANEL LATCH	1										0
24	.	1W3551-71770	FENDER SET PLATE	1										0
25	.	1W3981-34870	SPONGE	2										0

N155420

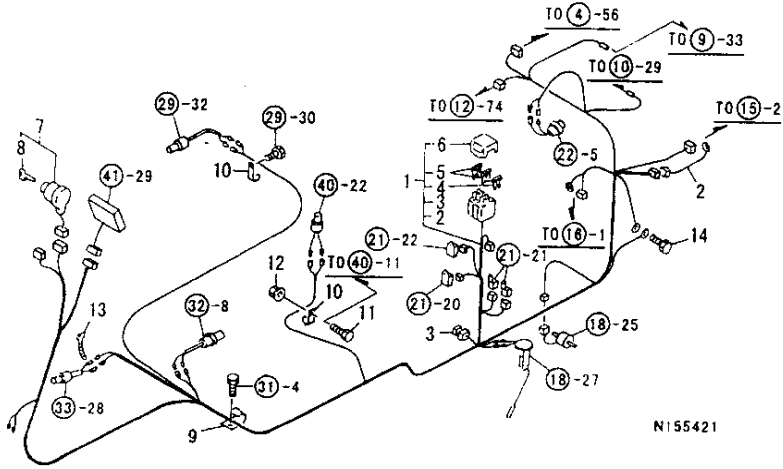
43. WIRING

1E13
(1D02)
NPC-3908

43. WIRING

02.02.27

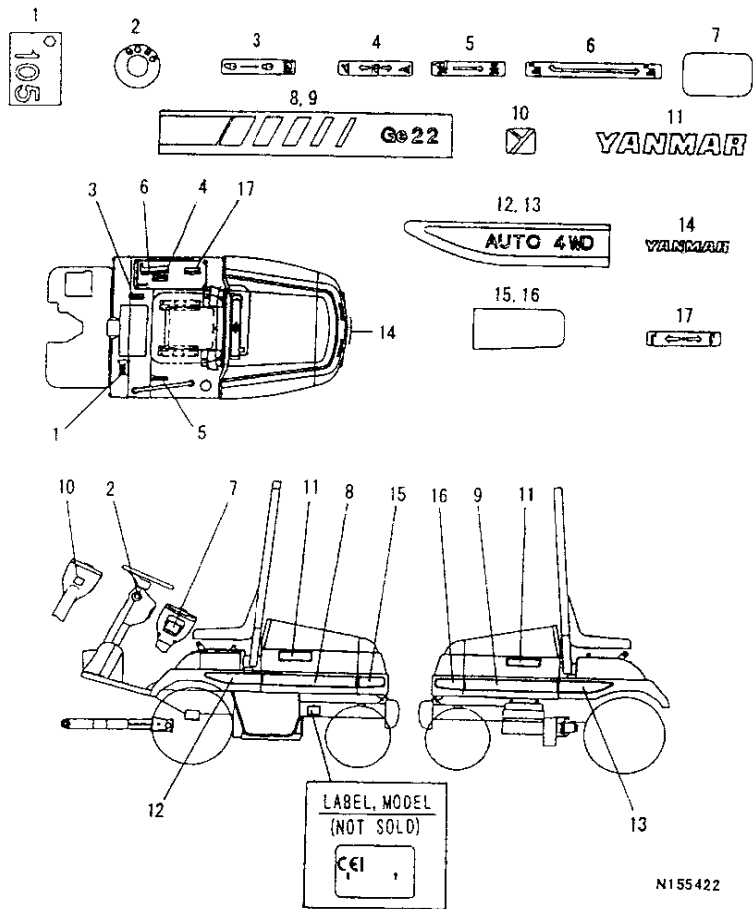
(A)=GE22 (D)=
(B)= (E)=
(C)= (F)=



N155421

REF. NO.	LEV. 0	PART NO.	DESCRIPTION	QTY						I	P/U	A	R
				(A)	(B)	(C)	(D)	(E)	(F)				
1	-	1W3856-11570	WIRE HARNESS	1									0
2	--	1W3856-03370	WIRE HARNESS	1									1
3	--	1W3856-20380	CONNECTOR, DIODE	-									1
4	--	1W3854-10070	FUSE	1									1
5	--	1W3854-10090	FUSE-15A ;BLADE-TYPE	2									1
6	--	1W3854-30022	FUSE COVER	1									1
7	-	1W3852-02110	SWITCH ASSY	1									0
8	--	1W3852-10280	KEY	1									0
9	-	1W3991-12980	CLAMP	1									0
10	-	1W3991-11960	CLAMP	2									1
11	-	1W0108-00616	BOLT	1									1
12	-	26367-060002	NUT M 6	1									10
13	-	1W3987-50150	BAND	1									1
14	.	1W0115-11016	BOLT	1									1

44. LABEL



(1) OPTIONAL PART.

-----+
 | 1E14 |
 | (1002) |
 -----+
 NPC-3908

44. LABEL

(A)=GE22 (D)=
 (B)= (E)=
 (C)= (F)=

02.02.27

REF. NO.	LEV. 0	PART NO.	DESCRIPTION	Q'TY						I	P	U	A	R
				(A)	(B)	(C)	(D)	(E)	(F)					
1	-	1A7080-92210	SOUND LEVEL MARK	1										0
2	-	1W3901-97720	CAUTION PLATE;KEY SW	1										0
3	-	1W3901-97710	CAUTION PLATE;PARK	1										0
4	-	1W3903-72400	INDICATING MARK	1										0
5	-	1W3901-73610	INDICATING PLATE;4WD	1										0
6	-	1W3901-73600	INDICATING PLATE;PTO	1										0
7	-	1W3901-98420	CAUTION PLATE	1										0
8	-	1W3901-22420	BONNET NAME PLATE;L	1										0
9	-	1W3901-22430	BONNET NAME PLATE;R	1										0
10	-	1W3901-00841	NAME PLATE	1										1
11	-	198124-65630	MARK (YANMAR)	2										1
12	-	1W3901-22400	BONNET NAME PLATE;L	1										0
13	-	1W3901-22410	BONNET NAME PLATE;R	1										0
14	-	1C6720-95030	MARK B,"YANMAR"	1										1
15	-	1W3901-22440	BONNET NAME PLATE;L	1										0
16	-	1W3901-22450	BONNET NAME PLATE;R	1										0
17	-	1W3903-72410	INDICATING MARK	1										0 (1)

-----+
 REMARKS
 (1) トラクタのオプションパーツ。 | (1) OPTIONAL PART. |

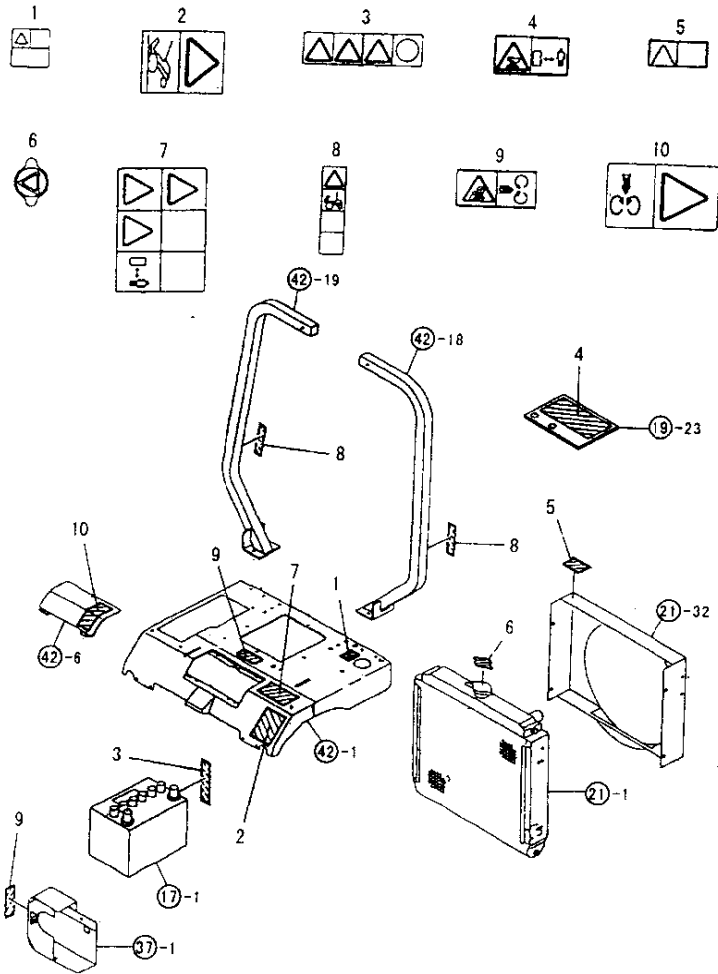
45. LABEL(SAFETY)

1E15
(1002)
NPC-3908

45. LABEL(SAFETY)

02.02.27

(A)=6E22 (D)=
(B)= (E)=
(C)= (F)=



REF. NO.	LEV. 0	PART NO.	DESCRIPTION	Q'ITY						I	P	U	A	R
				(A)	(B)	(C)	(D)	(E)	(F)					
1	-	1W4909-92430	CAUTION MARK	1										0
2	-	1W3901-96910	CAUTION PLATE	1										0
3	-	1W4909-92480	CAUTION MARK	1										0
4	-	1W4909-92440	CAUTION MARK	1										0
5	-	1W4909-92470	CAUTION MARK	1										0
6	-	1W4909-92490	CAUTION MARK	1										0
7	-	1W4909-92450	CAUTION MARK	1										0
8	-	1W3901-96900	CAUTION PLATE	2										0
9	-	1W6903-60260	CAUTION MARK	2										0
10	-	1W6903-60210	CAUTION PLATE	1										0

N155423

1. MOWER JOINT



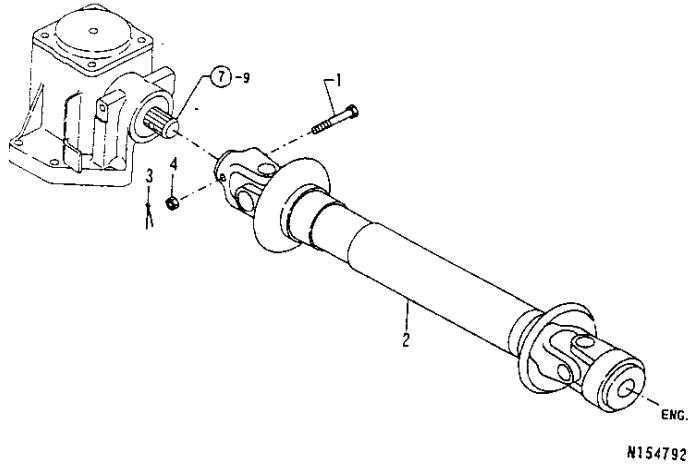
1F03
(1F02)
NPC-3909

1. MOWER JOINT

02.02.27

(A)=RM48F (D)=
(B)= (E)=
(C)= (F)=

REF. NO.	LEV. 0	PART NO.	DESCRIPTION	Q'ITY						I P/U A R
				(A)	(B)	(C)	(D)	(E)	(F)	
1	.	1A7080-15100	BOLT	1						0
2	.	7A7080-15200	JOINT	1						0
3	.	22417-250200	COTTER PIN 2.5X20	1						10
4	.	26817-080002	CASTLE NUT M 8	1						1



2. MOWER DECK

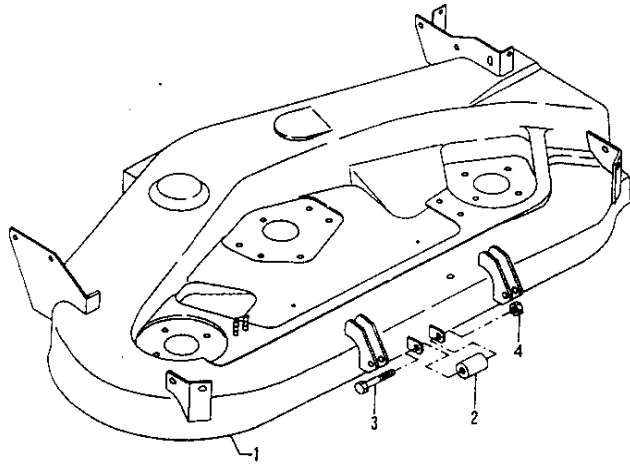
1F04
(1F02)
NPC-3909

2. MOWER DECK

02.02.27

(A)=RM48F (D)=
(B)= (E)=
(C)= (F)=

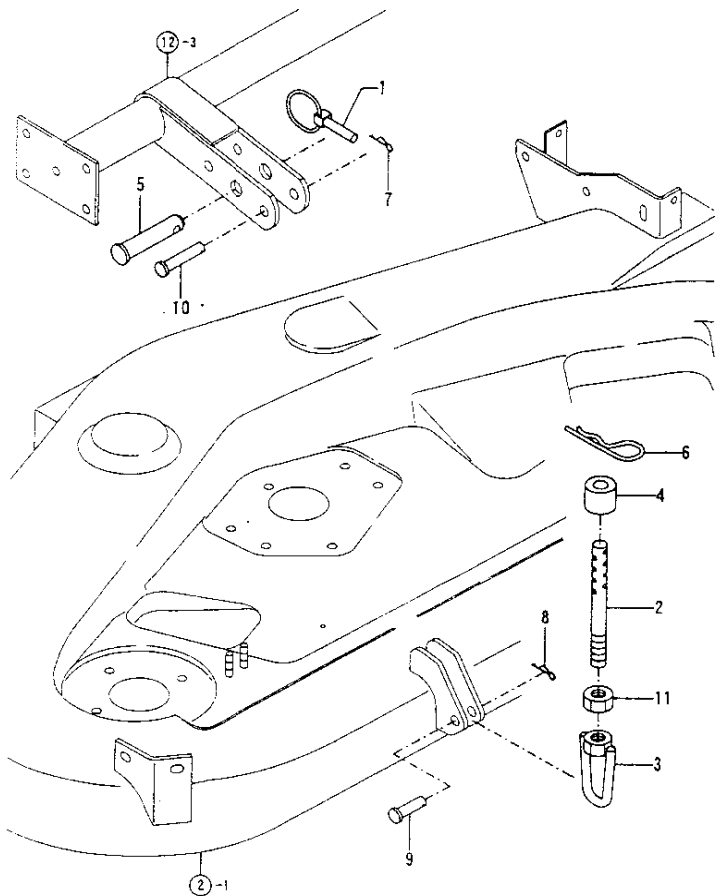
REF. NO.	LEV. 0	PART NO.	DESCRIPTION	Q'TY						I	P/U	A	R
				(A)	(B)	(C)	(D)	(E)	(F)				
1	.	7A7080-61000	MOWER DECK	1									0
2	.	1A7080-61580	COLLAR	1									0
3	.	26116-120752	BOLT M12X 75 PLATED	1									10
4	.	26347-120002	U-NUT M12	1									1



N154793

N154793

3. LIFT PIN



N154794

1F05
(1F02)
NPC-3909

3. LIFT PIN

02.02.27

(A)=RM48F (D)=
(B)= (E)=
(C)= (F)=

REF. NO.	LEV. 0	PART NO.	DESCRIPTION	QTY						I	P/U	A	R
				(A)	(B)	(C)	(D)	(E)	(F)				
1	-	1A7080-61650	PIN	2									0
2	-	1A7080-61750	ROD	2									0
3	-	1A7080-61760	LIFT ROD	2									0
4	-	1A7080-61770	COLLAR	2									0
5	-	194150-71230	PIN, TOP LINK	2									1
6	-	1T4377-85250	SNAP PIN	2									1
7	-	22372-120000	SNAP PIN 12	2									10
8	-	22372-120000	SNAP PIN 12	2									10
9	-	22487-120350	PIN 12X 35	2									1
10	-	22487-120550	PIN 12X 55	2									1
11	-	26727-160002	NUT M16	2									10

N154794

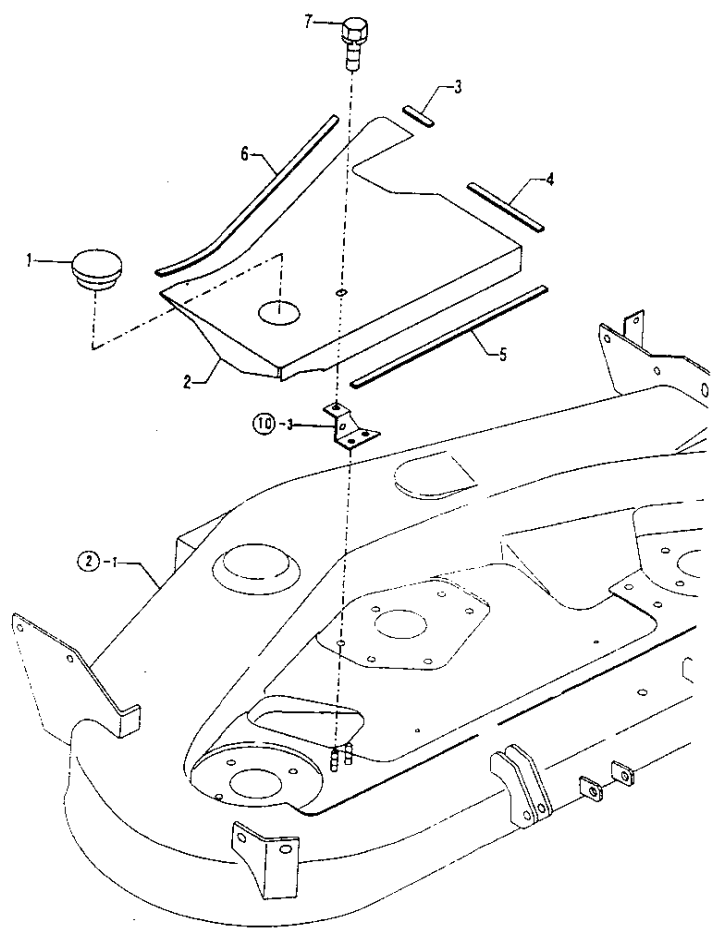
4. MOWER COVER L

1F06
(1F02)
NPC-3909

4. MOWER COVER L

02.02.27

(A)=RM48F (D)=
(B)= (E)=
(C)= (F)=



N154795

REF. NO.	LEV. O	PART NO.	DESCRIPTION	Q'TY						I	P/U	A	R
				(A)	(B)	(C)	(D)	(E)	(F)				
1	-	1E6470-37420	CAP 60	1									
2	-	1A6150-61701	COVER (L)	1									1
3	-	1A6150-61830	SEAL 3X10X50	1									1
4	-	1A6150-61850	SEAL 3X10X135	1									1
5	-	1A6150-61870	SEAL 3X10X345	1									1
6	-	1E8050-83240	MOLDINGS 440	1									1
7	-	26018-080162	BOLT M 8X 16	1									10

N154795

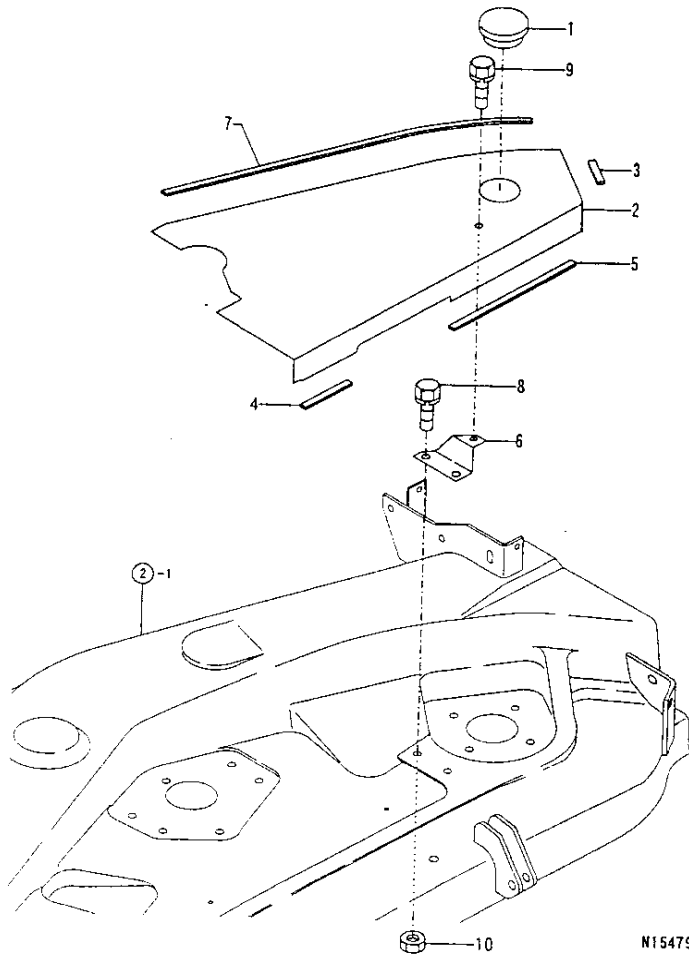
5. MOWER COVER R

1F07
(1F02)
NPC-3909

5. MOWER COVER R

02.02.27

(A)=RM48F (D)=
(B)= (E)=
(C)= (F)=



N154796

REF. NO.	LEV. 0	PART NO.	DESCRIPTION	-----Q'ITY-----						I	P/U	A	R
				(A)	(B)	(C)	(D)	(E)	(F)				
1	-	1E6470-37420	CAP 60	1								1	
2	-	1A6150-61751	COVER(R)	1								1	
3	-	1A6150-61830	SEAL 3X10X50	1								1	
4	-	1A6150-61840	SEAL 3X10X85	1								1	
5	-	1A6150-61860	SEAL 3X10X225	1								1	
6	-	1A6150-61960	STAY R, COVER	1								1	
7	-	1E6681-76410	MOLDINGS 525	1								1	
8	-	26013-100202	BOLT W/WASHER M10X20	2								10	
9	-	26018-080162	BOLT M 8X 16	1								10	
10	-	26716-100002	NUT 10	2								10	

N154796

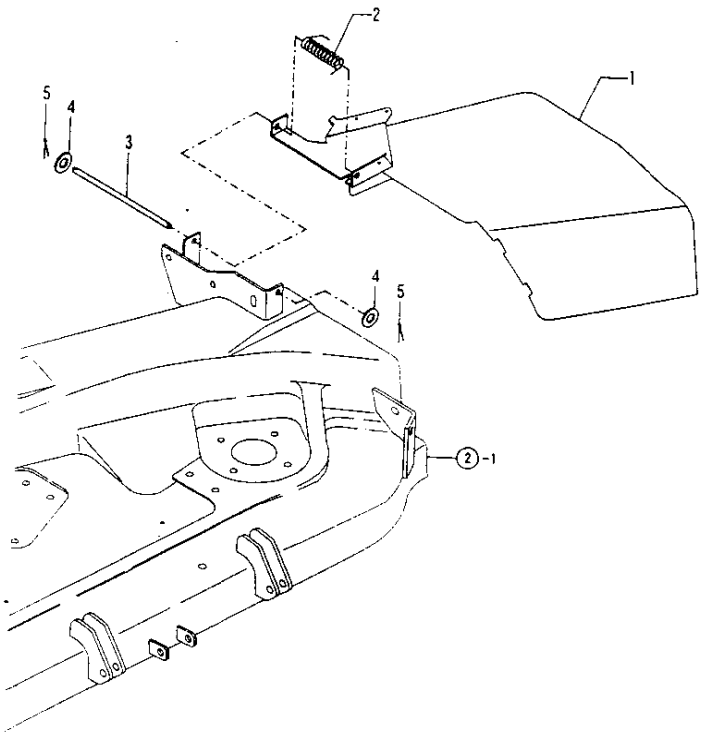
6. ABANDON COVER

1F08
 (1F02)
 NPC-3909

6. ABANDON COVER

02.02.27

(A)=RM48F (D)=
 (B)= (E)=
 (C)= (F)=



N154797

REF. NO.	LEV. 0	PART NO.	DESCRIPTION	Q'TY						I	P/U	A	R
				(A)	(B)	(C)	(D)	(E)	(F)				
1	-	1A6150-61911	DEFLECTOR COMPL.	1									1
2	-	1A6150-61980	SPRING 3.0X 18X 71	1									1
3	-	198511-63120	PIN,OPR.SEAT HINGE	1									1
4	-	22117-080000	WASHER 8	2									10
5	-	22417-200160	COTTER PIN 2.0X16	2									10

N154797

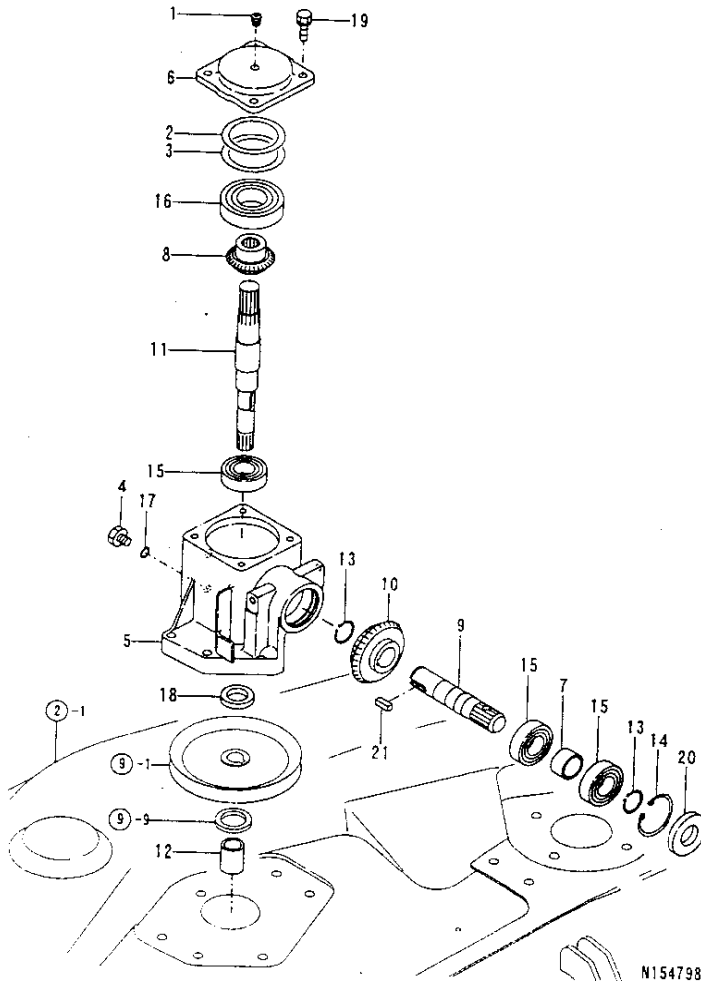
7. MOWER IN-PUT

1F09
1F02
NPC-3909

7. MOWER IN-PUT

02.02.27

(A)=RM48F (D)=
(B)= (E)=
(C)= (F)=



N154798

REF. NO.	LEV. 0	PART NO.	DESCRIPTION	Q'TY						I	P/U	A	R
				(A)	(B)	(C)	(D)	(E)	(F)				
1	-	1T0017-12370	VALVE,RELIEF	1								1	
2	-	194200-32330	SHIM T=0.1	1								5	
3	-	194200-32340	SHIM T=0.3	1								5	
4	-	1A1040-48070	PLUG 10	2								2	
5	-	1A7080-62010	BEVEL CASE	1								0	
6	-	1A7080-62020	COVER	1								0	
7	-	1A7080-62060	COLLAR	1								0	
8	-	1A7080-62070	GEAR 17T,BEVEL	1								0	
9	-	1A7080-62080	BEVEL GEAR SHAFT	1								0	
10	-	1A7080-62090	GEAR BEVEL 26T	1								0	
11	-	1A7080-62100	BEVEL GEAR SHAFT	1								0	
12	-	1A6150-62200	COLLAR 20X27X32	1								1	
13	-	22242-000250	CIRCLIP 25S	2								10	
14	-	22252-000471	CIRCLIP 47	1								10	
15	-	24101-062054	BEARING #6205	3								1	
16	-	24101-062074	BALL BEARING	1								1	
17	-	24311-000125	O-RING 1A P-12.5	2								10	
18	-	24421-253807	SEAL TC25 38 07, OIL	1								1	
19	-	26013-080202	BOLT W/WASHER M8X20	4								10	
20	-	24421-265208	SEAL TC265208	1								0	
21	-	22550-070200	KEY 7X20	1								1	

N154798

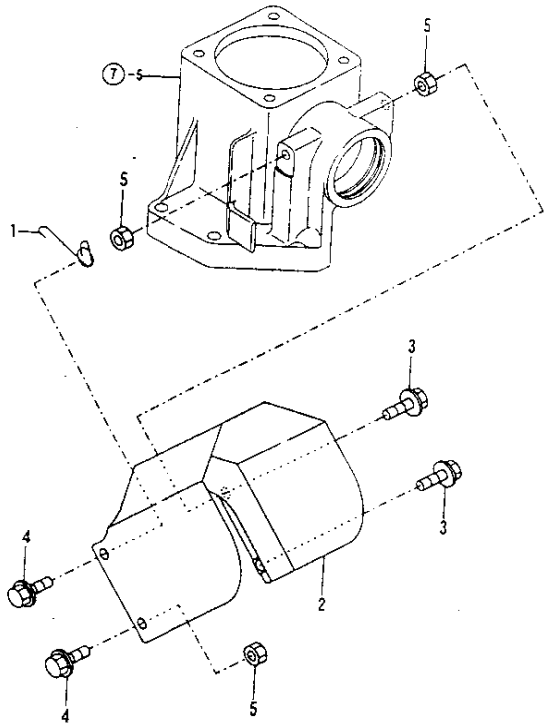
8. POWER TAKE OFF COVER

1F10
 (1F02)
 NPC-3909

8. POWER TAKE OFF COVER

02.02.27

(A)=RM48F (D)=
 (B)= (E)=
 (C)= (F)=



REF. NO.	LEV. 0	PART NO.	DESCRIPTION	Q'TY						I	P/U	A	R
				(A)	(B)	(C)	(D)	(E)	(F)				
1	-	1A7080-61640	TENSION	1									0
2	-	7A7080-62500	COVER; JOINT	1									0
3	-	26107-080202	BOLT M 8X 20 PLATED	2									10
4	-	26107-080252	BOLT M 8X 25 PLATED	2									10
5	-	26716-080002	NUT M 8	3									10

N154799

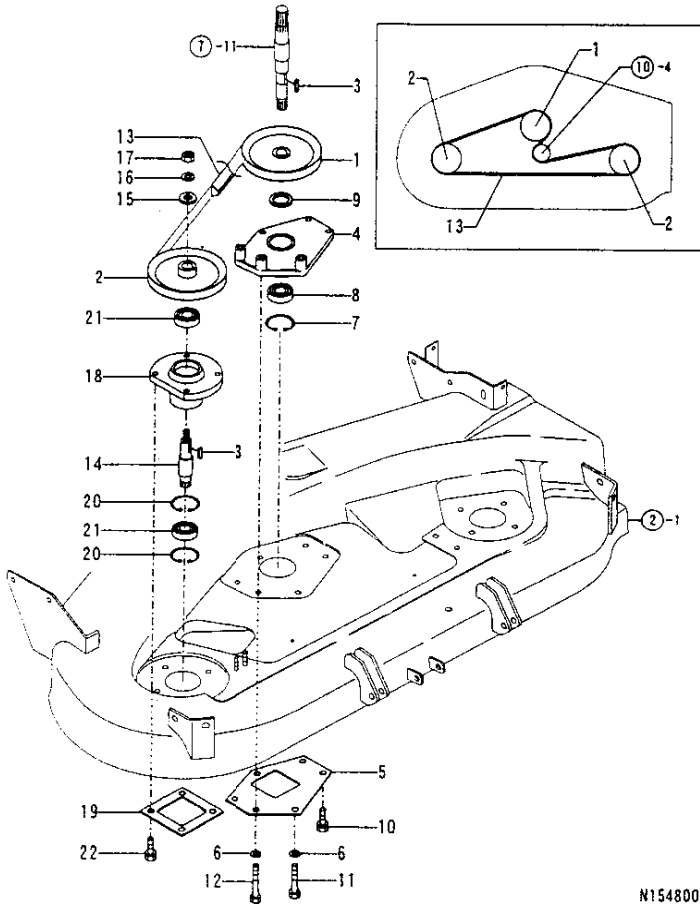
9. MOWER PULLEY & SHAFT

1F11
(1F02)
NPC-3909

9. MOWER PULLEY & SHAFT

02.02.27

(A)=RM48F (D)=
(B)= (E)=
(C)= (F)=



N154800

REF. NO.	LEV. 0	PART NO.	DESCRIPTION	-----Q'TY-----						I	P	U	A	R
				(A)	(B)	(C)	(D)	(E)	(F)					
1	.	1A6150-63010	V-PULLEY 146B1	1										1
2	.	1A6150-63160	V-PULLEY 146B2	2										1
3	.	22550-070200	KEY 7X20	3										1
4	.	1A6150-63030	HOLDER, CENTER PULLEY	1										1
5	.	1A6150-63050	SUPPORT A, HOLDER	1										1
6	.	22217-100000	SPRING WASHER 10	3										10
7	.	22252-000471	CIRCLIP 47	1										10
8	.	24104-062044	BALL BEARING	1										1
9	.	24430-304205	SEAL VC304205, OIL	1										1
10	.	26013-100252	BOLT W/WASHER M10X25	3										10
11	.	26116-100602	BOLT M10X 60 PLATED	1										10
12	.	26116-100702	BOLT M10X 70 PLATED	2										10
13	.	25123-009001	V-BELT SP. B 90 H	1										1
14	.	1A6150-63101	SHAFT, BLADE	2										1
15	.	22157-120000	WASHER 12	2										10
16	.	22217-120000	SPRING WASHER	2										10
17	.	26716-120002	NUT 12	2										10
18	.	1A6150-63250	HOLDER, SIDE PULLEY	2										1
19	.	1A6150-63270	SUPPORT B, HOLDER	2										1
20	.	22252-000471	CIRCLIP 47	4										10
21	.	24104-062044	BALL BEARING	4										1
22	.	26013-100252	BOLT W/WASHER M10X25	8										10

N154800

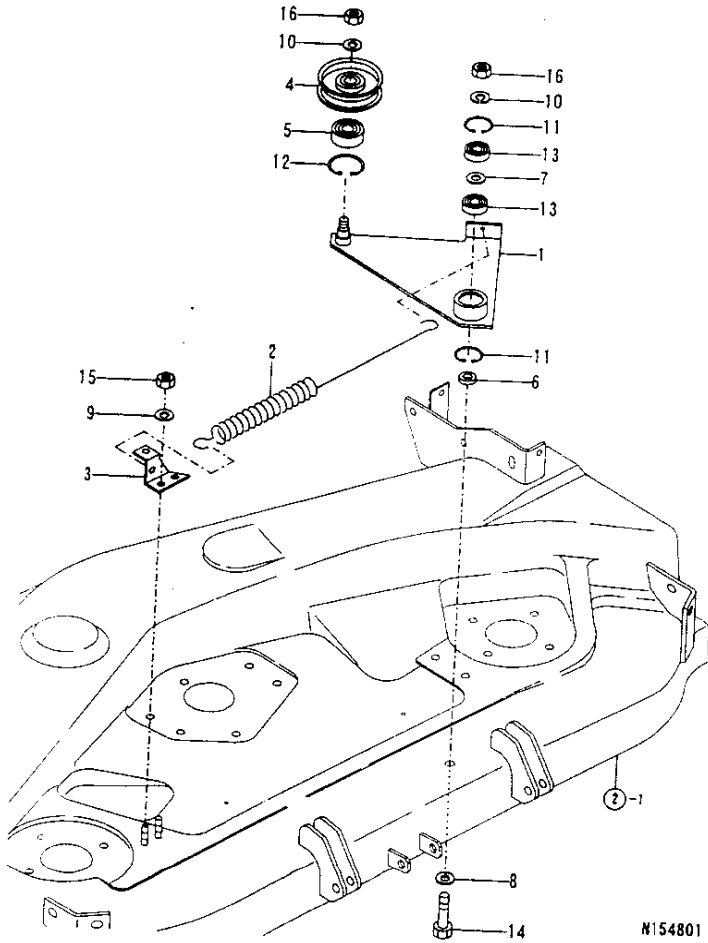
10. TENSION ARM

1F12
(1F02)
NPC-3909

10. TENSION ARM

02.02.27

(A)=RM48F (D)=
(B)= (E)=
(C)= (F)=



N154801

REF. NO.	LEV. O	PART NO.	DESCRIPTION	Q'TY						I	P/U	A	R
				(A)	(B)	(C)	(D)	(E)	(F)				
1	-	1A6150-63301	ARM COMP., TENSION	1									1
2	-	1A6150-63350	SPRING, TENSION	1									1
3	-	1A6150-63400	BRACKET COMP., HOOK	1									1
4	-	1A6150-63501	ROLLER, TENSION	1									1
5	-	1A6150-63550	BB6302UU, HEAT-RESIS	1									1
6	-	1E8060-65760	ROLLER 12X22X5.8	1									1
7	-	22117-120000	WASHER 12	1									10
8	-	22137-120000	WASHER 12, POLISHED	1									10
9	-	22217-080000	SPRING WASHER 8	2									10
10	-	22217-120000	SPRING WASHER	2									10
11	-	22252-000320	CIRCLIP 32	2									10
12	-	22252-000420	CIRCLIP 42	1									10
13	-	24104-062014	BALL BEARING 6201UU	2									1
14	-	26116-120502	BOLT M12X 50	1									10
15	-	26716-080002	NUT M 8	2									10
16	-	26716-120002	NUT 12	2									10

N154801

11. BLADE

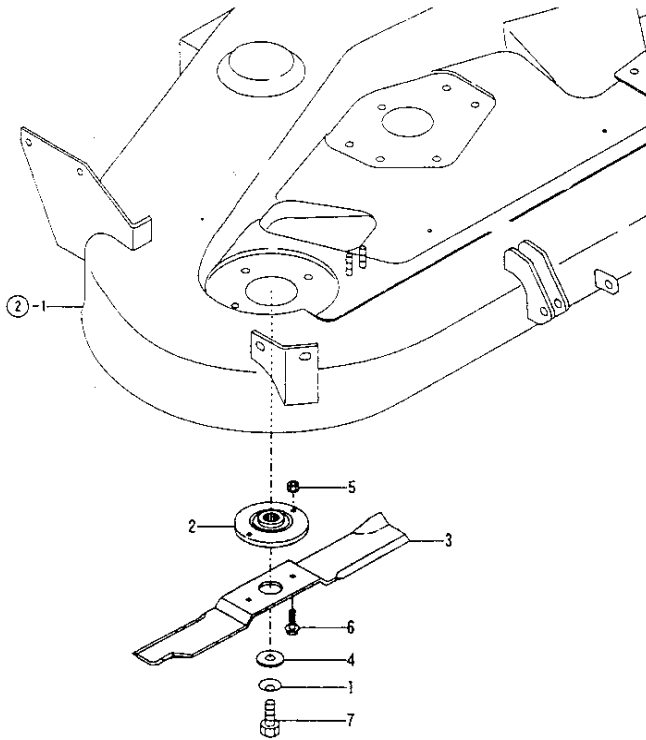
1F13
 (1F02)
 NPC-3909

11. BLADE

02.02.27

(A)=RM48F
 (B)=
 (C)=

(D)=
 (E)=
 (F)=



N154802

REF. NO.	LEV. 0	PART NO.	DESCRIPTION	Q'TY						I	P	U	A	R
				(A)	(B)	(C)	(D)	(E)	(F)					
1	.	194151-47760	WASHER 12	3										1
2	.	1A6150-64250	BRACKET, BLADE R	3										1
3	.	1A7080-64300	BLADE	3										0
4	.	1E6910-73220	WASHER 12X33X6	3										1
5	.	26051-060002	NUT M 6	6										10
6	.	26106-060252	BOLT M 6X 25 PLATED	6										10
7	.	26296-120352	BOLT M12X 35 PLATED	3										1

N154802

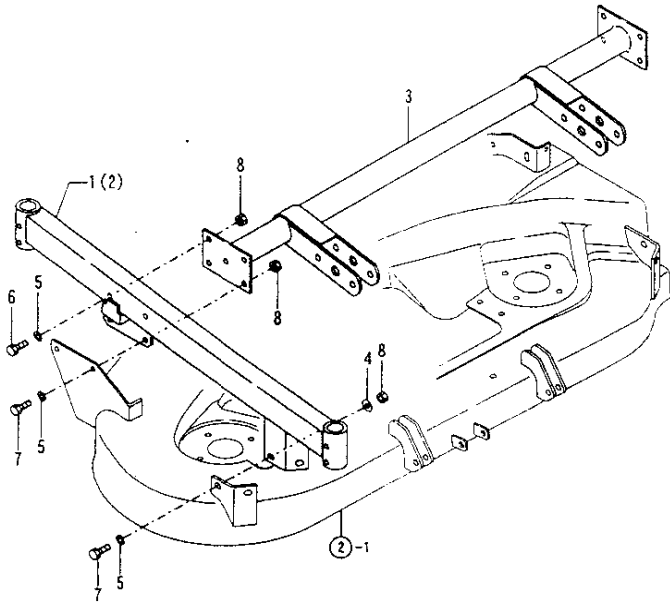
12. GAUGE WHEEL FRAME

1F14
(1F02)
NPC-3909

12. GAUGE WHEEL FRAME

02.02.27

(A)=RM48F (D)=
(B)= (E)=
(C)= (F)=



N154803

REF. NO.	LEV. 0	PART NO.	DESCRIPTION	-----Q'TY-----						I	P/U	A	R
				(A)	(B)	(C)	(D)	(E)	(F)				
1	-	1A7080-66300	CASTER SUPPORT L	1								0	
2	-	1A7080-66400	CASTER SUPPORT R	1								0	
3	-	1A7080-66500	SUPPORT PIPE	1								0	
4	-	22137-100000	WASHER 10,POLISHED	4								10	
5	-	22217-100000	SPRING WASHER 10	12								10	
6	-	26116-100252	BOLT M10X 25 PLATED	4								10	
7	-	26116-100302	BOLT 10X30	8								10	
8	-	26716-100002	NUT 10	12								10	

N154803

13. ROLLER

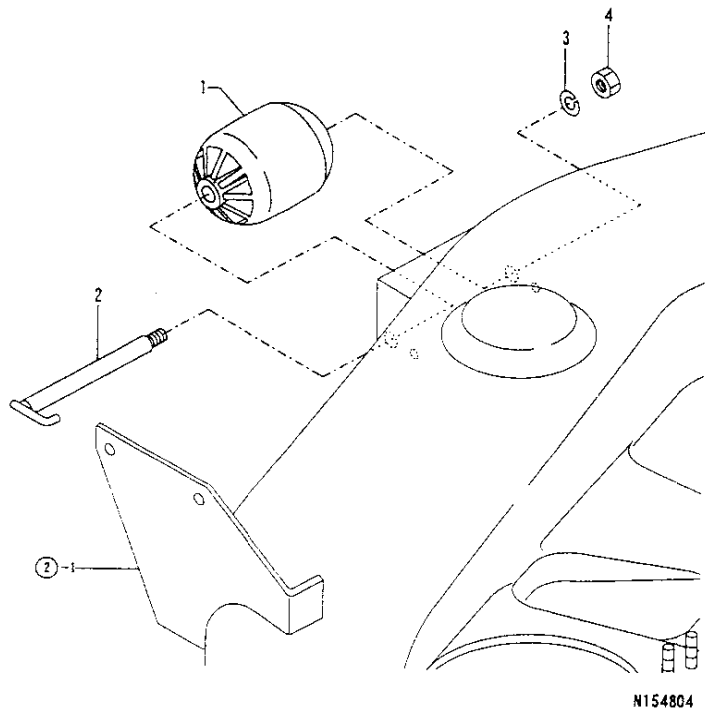
1F15
 (1F02)
 NPC-3909

13. ROLLER

02.02.27

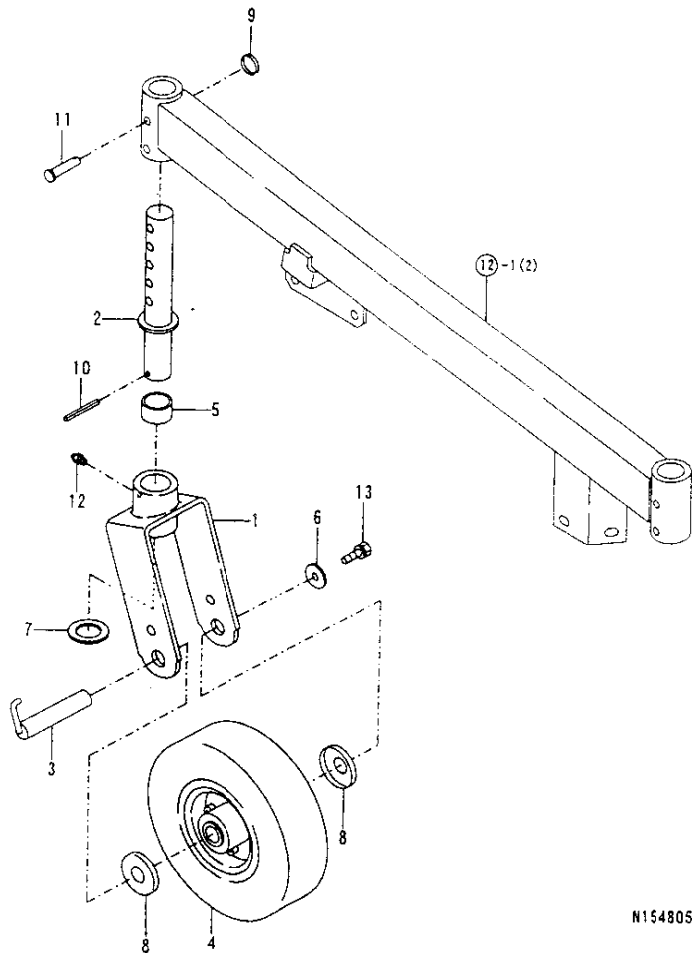
(A)=RM48F (D)=
 (B)= (E)=
 (C)= (F)=

REF. NO.	LEV. 0	PART NO.	DESCRIPTION	-----Q'ITY-----						I	P/U	A	R
				(A)	(B)	(C)	(D)	(E)	(F)				
1	.	1W6521-10080	ROLLER	2								1	
2	.	1A6150-66100	SHAFT	2								1	
3	.	22217-100000	SPRING WASHER 10	2								10	
4	.	26716-100002	NUT 10	2								10	



N154804

14. GAUGE WHEEL (FRONT)



N154805

↑-----↑
 | 1F16 |
 | (1F02) |
 ↑-----↑
 NPC-3909

14. GAUGE WHEEL (FRONT)

02.02.27

(A)=RM48F (D)=
 (B)= (E)=
 (C)= (F)=

REF. NO.	LEV. 0	PART NO.	DESCRIPTION	Q'TY						I P/U A R
				(A)	(B)	(C)	(D)	(E)	(F)	
1	-	1A7080-66610	ARM,CASTER	2						0
2	-	1A7080-66620	CASTER;SHAFT	2						0
3	-	1A7080-66630	SHAFT	2						0
4	-	1A7080-66690	TIRE ASSY	2						0
5	-	1A7080-66650	DISTANZBUCHSE	4						0
6	-	1A7080-66660	WASHER	2						0
7	-	1A7080-66670	PLATE	2						0
8	-	1A7080-66680	PLATE	4						0
9	-	1E4010-76220	LOCK SPRING	2						5
10	-	22351-060050	SPRING PIN 6X50	2						10
11	-	22487-100500	PIN 10X 50	2						1
12	-	24761-010000	NIPPLE M6F, GREASE	2						1
13	-	26013-080162	BOLT W/WASHER M8X16	2						10

N154805

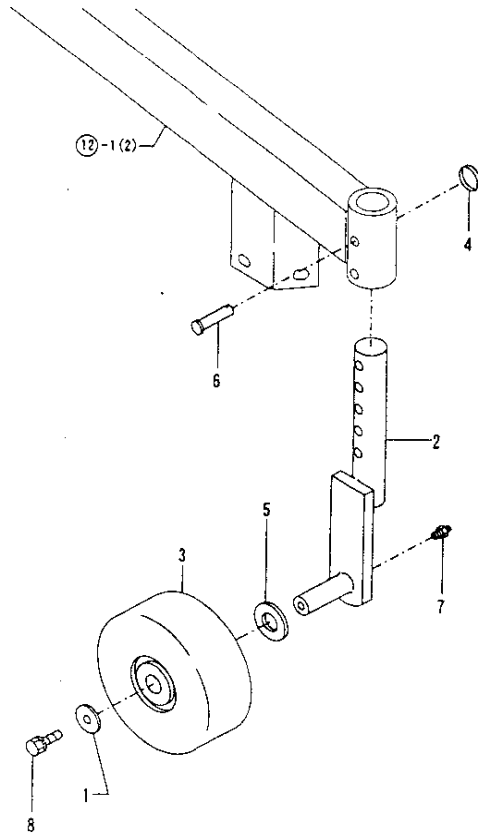
15. GAUGE WHEEL (REAR)

1601
(1F02)
NPC-3909

15. GAUGE WHEEL (REAR)

02.02.27

(A)=RM48F (D)=
(B)= (E)=
(C)= (F)=



REF. NO.	LEV. 0	PART NO.	DESCRIPTION	-----QTY-----						I	P/U	A	R
				(A)	(B)	(C)	(D)	(E)	(F)				
1	.	1A7080-66660	WASHER	2									0
2	.	1A7080-66710	ARM;CASTER	2									0
3	.	1A7080-66720	GAUGE WHEEL	2									0
4	.	1E4010-76220	LOCK SPRING	2									5
5	.	22137-200000	WASHER 20,POLISHED	2									10
6	.	22487-100500	PIN 10X 50	2									1
7	.	24761-010000	NIPPLE M6F, GREASE	2									1
8	.	26013-080162	BOLT W/WASHER M8X16	2									10

N154806

N154806

16. LABEL

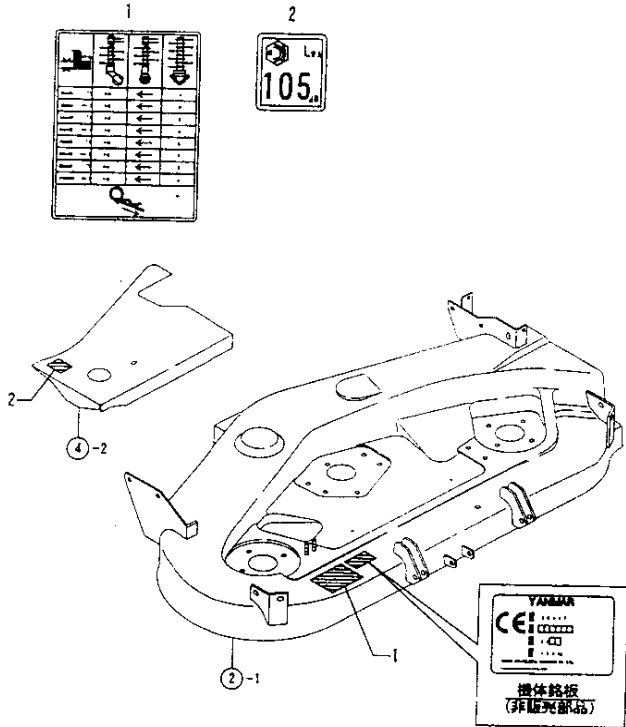
1602
 <1F02>
 NPC-3909

16. LABEL

02.02.27

(A)=RM48F (D)=
 (B)= (E)=
 (C)= (F)=

REF. NO.	LEV. 0	PART NO.	DESCRIPTION	-----Q'ITY-----						I	P	U	A	R
				(A)	(B)	(C)	(D)	(E)	(F)					
1	-	1A7080-92150	MARK	1										
2	-	1A7080-92210	SOUND LEVEL MARK	1									0	0



N154807

PART NO.	GRP. NO.	REF. NO.	LOC. NO.	PART NO.	GRP. NO.	REF. NO.	LOC. NO.	PART NO.	GRP. NO.	REF. NO.	LOC. NO.	PART NO.	GRP. NO.	REF. NO.	LOC. NO.
X0280210331	15	24	1C03	1A6150-63350	10	2	1F12	1W0101-09265	20	9	1D06	1W0251-00008	24	10	1D10
X0280335350	15	35	1C03	1A6150-63400	10	3	1F12		24	9	1D10	1W0261-09013	37	12	1E07
X0280626010	15	13	1C03	1A6150-63501	10	4	1F12	1W0101-09479	24	29	1D10		42	14	1E12
X0280996180	15	4	1C03	1A6150-63550	10	5	1F12	1W0101-10616	34	23	1E04	1W0261-09078	23	19	1D09
X0281007750	15	3	1C03	1A6150-64250	11	2	1F13	1W0101-10625	18	20	1D04	1W0261-09079	32	29	1E02
X0282005991	15	7	1C03	1A6150-66100	13	2	1F15	1W0101-10820	26	10	1D12	1W0261-09103	33	40	1E03
X0283006960	15	8	1C03	1A6150-92111	17	1	1G03	1W0104-01212	27	30	1D13	1W0301-03225	33	13	1E03
X0284105010	15	14	1C03	1A6150-93151	17	3	1G03		28	29	1D14		37	35	1E07
X0284525010	15	28	1C03	1A7080-15100	1	1	1F03	1W0107-00625	25	18	1D11	1W0303-00630	25	22	1D11
X0285005750	15	11	1C03	1A7080-61580	2	2	1F04	1W0107-00816	20	6	1D06	1W0305-00616	24	12	1D10
X0285105190	15	5	1C03	1A7080-61640	8	1	1F10	1W0108-00612	39	12	1E09	1W0305-00620	27	52	1D13
X0285205030	15	6	1C03	1A7080-61650	3	1	1F05	1W0108-00616	18	26	1D04	1W0305-00820	26	3	1D12
X0286105010	15	16	1C03	1A7080-61750	3	2	1F05		21	15	1D07	1W0305-01025	24	4	1D10
X0286305010	15	18	1C03	1A7080-61760	3	3	1F05		41	20	1E11	1W0311-00012	40	3	1E10
X0286355010	15	19	1C03	1A7080-61770	3	4	1F05			23	1E11	1W0313-10835	29	17	1D15
X0287405140	15	20	1C03	1A7080-62010	7	5	1F09		43	11	1E13	1W0313-11020	33	11	1E03
X1289510130	15	36	1C03	1A7080-62020	7	6	1F09	1W0108-00620	21	23	1D07	1W0313-19017	23	13	1D09
X1534006130	15	21	1C03	1A7080-62060	7	7	1F09	1W0108-00630	22	8	1D08	1W0341-00625	37	11	1E07
X2284007470	15	9	1C03	1A7080-62070	7	8	1F09	1W0108-00812	19	24	1D05	1W0401-09034	26	19	1D12
X9055715000	15	22	1C03	1A7080-62080	7	9	1F09		21	17	1D07	1W0401-09041	26	12	1D12
X9490065670	15	34	1C03	1A7080-62090	7	10	1F09	1W0108-00814	19	20	1D05	1W0401-09054	27	4	1D13
X9490138090	15	26	1C03	1A7080-62100	7	11	1F09			22	1D05	1W0481-00020	30	6	1D16
X9490138100	15	27	1C03	1A7080-64300	11	3	1F13	1W0108-00816	22	7	1D08	1W0502-02245	28	25	1D14
X9490138110	15	25	1C03	1A7080-66300	12	1	1F14		34	31	1E04	1W0502-02342	26	21	1D12
X9490423420	15	31	1C03	1A7080-66400	12	2	1F14		41	2	1E11	1W0502-09073	27	8	1D13
X9490560750	15	30	1C03	1A7080-66500	12	3	1F14			4	1E11	1W0503-01165	27	35	1D13
X9490561001	16	26	1C04	1A7080-66610	14	1	1F16		42	5	1E12	1W0646-00016	24	5	1D10
X9490562360	15	29	1C03	1A7080-66620	14	2	1F16			8	1E12	1W0671-00038	21	7	1D07
X9490721360	15	23	1C03	1A7080-66630	14	3	1F16	1W0108-09007	18	12	1D04	1W0672-00078	18	23	1D04
X9491034320	15	17	1C03	1A7080-66650	14	5	1F16		42	12	1E12	1W0672-00130	18	17	1D04
X9491034330	15	15	1C03	1A7080-66660	14	6	1F16			16	1E12	1W0672-00150	35	30	1E05
X9491040990	15	12	1C03		15	1	1G01	1W0108-10820	40	9	1E10	1W0682-09125	18	22	1D04
X9491050100	15	10	1C03	1A7080-66670	14	7	1F16			12	1E10	1W0805-29119	38	22	1E08
1A1040-48070	7	4	1F09	1A7080-66680	14	8	1F16	1W0111-09012	41	26	1E11	1W0805-29126	37	38	1E07
1A6150-61701	4	2	1F06	1A7080-66690	14	4	1F16	1W0113-10610	24	17	1D10	1W1303-40110	18	30	1D04
1A6150-61751	5	2	1F07	1A7080-66710	15	2	1G01	1W0113-10616	34	20	1E04	1W1353-26194	22	2	1D08
1A6150-61830	4	3	1F06	1A7080-66720	15	3	1G01	1W0113-11225	36	11	1E06	1W1353-26196	22	4	1D08
	5	3	1F07	1A7080-92150	16	1	1G02	1W0115-11016	19	8	1D05	1W1992-60040	25	6	1D11
1A6150-61840	5	4	1F07	1A7080-92160	17	2	1G03		21	34	1D07	1W1992-80490	25	9	1D11
1A6150-61850	4	4	1F06	1A7080-92210	44	1	1E14		43	14	1E13	1W1992-80630	26	27	1D12
1A6150-61860	5	5	1F07		16	2	1G02	1W0115-11020	19	7	1D05	1W1992-80640	26	28	1D12
1A6150-61870	4	5	1F06	1C6720-95030	44	14	1E14	1W0115-11075	24	28	1D10	1W1992-80650	26	29	1D12
1A6150-61911	6	1	1F08	1E4010-76220	14	9	1F16	1W0121-11255	20	2	1D06	1W1992-80750	26	13	1D12
1A6150-61960	5	6	1F07		15	4	1G01	1W0201-00006	18	21	1D04	1W1992-80760	26	14	1D12
1A6150-61980	6	2	1F08	1E6470-37420	4	1	1F06		34	21	1E04	1W1992-80770	26	15	1D12
1A6150-62200	7	12	1F09		5	1	1F07	1W0201-09029	28	1A	1D14	1W1992-81030	27	9	1D13
1A6150-63010	9	1	1F11	1E6681-76410	5	7	1F07	1W0201-09079	25	4	1D11	1W1992-81040	27	10	1D13
1A6150-63030	9	4	1F11	1E6910-73220	11	4	1F13	1W0201-09113	21	26	1D07	1W1992-81050	27	11	1D13
1A6150-63050	9	5	1F11	1E8050-83240	4	6	1F06	1W0201-09125	32	38	1E02	1W1992-81210	25	7	1D11
1A6150-63101	9	14	1F11	1E8060-65760	10	6	1F12	1W0210-00016	27	47	1D13	1W1992-81220	25	8	1D11
1A6150-63160	9	2	1F11	1T0017-12370	7	1	1F09	1W0223-00008	18	6	1D04	1W3101-01040	21	1	1D07
1A6150-63250	9	18	1F11	1T4377-85250	3	6	1F05		42	9	1E12	1W3101-20250	21	16	1D07
1A6150-63270	9	19	1F11	1W0101-00655	34	26	1E04	1W0223-00010	23	24	1D09	1W3101-30190	21	25	1D07
1A6150-63301	10	1	1F12	1W0101-09206	19	14	1D05		37	34	1E07	1W3101-40760	21	8	1D07

PART NO.	GRP. NO.	REF. NO.	LOC. NO.	PART NO.	GRP. NO.	REF. NO.	LOC. NO.	PART NO.	GRP. NO.	REF. NO.	LOC. NO.	PART NO.	GRP. NO.	REF. NO.	LOC. NO.
1W3101-61640	21	5	1D07	1W3225-14030	28	11	1D14	1W3281-10210	30	2	1D16	1W3407-07710	35	12	1E05
1W3101-61650	21	6	1D07	1W3225-31520	24	21	1D10	1W3283-00510	30	5	1D16	1W3407-07720	35	17	1E05
1W3102-00180	21	3	1D07	1W3225-40930	27	3	1D13	1W3283-00520	30	10	1D16	1W3407-07730	35	20	1E05
1W3102-50170	21	32	1D07	1W3225-60490	37	19	1E07	1W3284-00540	33	4	1E03	1W3407-10030	24	15	1D10
1W3103-53110	21	18	1D07	1W3225-71360	37	10	1E07	1W3284-00550	33	5	1E03	1W3408-01610	29	29	1D15
1W3103-53140	39	14	1E09	1W3225-90770	38	2	1E08	1W3285-60350	30	3	1D16	1W3440-81290	23	16	1D09
1W3103-53150	21	33	1D07	1W3225-90810	37	27	1E07	1W3285-60380	30	4	1D16	1W3441-00880	23	8	1D09
1W3103-53170	21	19	1D07	1W3226-10140	25	30	1D11	1W3285-60390	30	9	1D16	1W3441-00900	23	9	1D09
1W3106-00580	19	3	1D05	1W3226-10350	38	26	1E08	1W3340-11180	34	27	1E04	1W3441-00951	23	11	1D09
1W3106-00600	19	4	1D05	1W3228-00102	24	27	1D10	1W3341-10310	41	10	1E11	1W3441-00961	23	12	1D09
1W3106-10420	19	1	1D05	1W3240-20980	37	22	1E07	1W3343-10190	41	15	1E11	1W3442-11810	32	35	1E02
1W3106-10430	19	2	1D05	1W3241-06590	33	35	1E03	1W3343-20150	41	16	1E11	1W3442-11820	32	31	1E02
1W3120-70701	29	8	1D15	1W3241-06600	29	14	1D15	1W3343-80050	34	28	1E04	1W3448-30470	23	7	1D09
1W3121-00931	29	1	1D15	1W3241-06610	25	21	1D11	1W3344-50910	41	8	1E11	1W3449-52360	23	1	1D09
1W3125-00501	29	4	1D15	1W3241-06620	25	24	1D11	1W3345-24970	27	43	1D13	1W3449-52520	27	42	1D13
1W3127-00640	38	28	1E08	1W3241-06630	32	21	1E02	1W3347-12020	28	30	1D14				
1W3141-41091	19	13	1D05	1W3241-06640	32	28	1E02	1W3348-00360	32	37	1E02	1W3501-03940	39	1	1E09
1W3142-60190	19	23	1D05	1W3241-20980	32	3	1E02	1W3348-00420	32	36	1E02	1W3503-20380	41	27	1E11
1W3144-30600	19	17	1D05	1W3241-81250	42	15	1E12	1W3348-01360	28	31	1D14	1W3503-20390	41	28	1E11
1W3145-00890	22	1	1D08	1W3242-02640	38	5	1E08	1W3348-01390	28	32	1D14	1W3505-02710	39	2	1E09
1W3145-31180	22	3	1D08	1W3242-02650	33	33	1E03	1W3360-19091	36	6	1E06	1W3505-02721	39	3	1E09
1W3145-31182	22	5	1D08	1W3242-02661	37	3	1E07	1W3360-35651	36	1	1E06	1W3505-02731	39	4	1E09
1W3145-41470	22	9	1D08	1W3242-02680	29	16	1D15	1W3361-03341	36	7	1E06	1W3507-11740	41	25	1E11
1W3145-41480	22	10	1D08	1W3242-02690	32	1	1E02	1W3361-03361	36	2	1E06	1W3507-11750	41	22	1E11
1W3146-01490	22	6	1D08	1W3242-21050	25	20	1D11	1W3361-32591	36	8	1E06	1W3507-56040	42	6	1E12
1W3200-80100	25	10	1D11	1W3243-62070	33	36	1E03	1W3361-32601	36	3	1E06	1W3507-65410	42	11	1E12
1W3201-71530	25	29	1D11	1W3243-70050	25	19	1D11	1W3361-70010	36	4	1E06	1W3508-51590	39	9	1E09
1W3203-60250	37	18	1E07	1W3244-12290	25	17	1D11								
1W3205-51570	31	2	1E01	1W3245-01170	33	32	1E03	1W3361-80030	36	5	1E06	1W3551-05660	42	1	1E12
1W3205-51593	31	1	1E01	1W3245-01180	29	22	1D15					1W3551-71770	42	24	1E12
1W3207-20240	20	5	1D06	1W3245-01190	32	6	1E02	1W3400-15971	29	25	1D15	1W3553-02790	42	3	1E12
1W3220-50980	26	1	1D12	1W3261-10940	26	2	1D12	1W3401-06500	32	13	1E02	1W3556-05050	41	1	1E11
1W3221-16800	24	1	1D10	1W3261-11020	27	12	1D13	1W3401-60490	29	26	1D15	1W3557-00470	40	1	1E10
1W3221-16820	24	3	1D10	1W3261-11030	27	19	1D13	1W3401-70680	21	27	1D07	1W3557-52180	40	7	1E10
1W3221-16840	28	2	1D14	1W3261-20730	27	2	1D13	1W3405-00890	35	10	1E05	1W3557-52200	40	8	1E10
1W3221-16860	28	4	1D14	1W3261-30591	26	6	1D12	1W3405-60340	35	9	1E05	1W3557-61790	40	11	1E10
1W3221-16880	28	5	1D14	1W3261-30620	27	13	1D13	1W3406-15840	24	7	1D10	1W3558-50030	40	18	1E10
1W3221-40270	24	18	1D10	1W3261-40211	27	14	1D13	1W3406-70290	34	15	1E04	1W3559-00080	42	13	1E12
1W3221-40280	28	10	1D14	1W3261-40380	26	4	1D12	1W3406-71810	34	7	1E04	1W3581-04700	33	18	1E03
1W3221-40670	28	16	1D14	1W3261-60030	26	5	1D12	1W3406-73460	34	9	1E04	1W3581-04710	32	32	1E02
1W3222-13220	28	22	1D14	1W3261-60060	27	15	1D13	1W3406-73470	35	22	1E05	1W3582-10510	33	3	1E03
1W3222-62480	27	36	1D13	1W3262-11420	27	24	1D13	1W3406-73820	35	24	1E05	1W3582-10520	32	20	1E02
1W3222-62500	27	33	1D13	1W3262-11430	27	25	1D13	1W3406-90190	34	16	1E04	1W3582-50760	32	26	1E02
1W3222-62520	37	7	1E07	1W3262-20390	26	16	1D12					1W3582-50770	33	20	1E03
	38	1	1E08	1W3262-20400	26	17	1D12	1W3406-90260	35	26	1E05	1W3583-00630	33	14	1E03
1W3222-62740	37	26	1E07	1W3262-40290	27	28	1D13	1W3406-90390	34	17	1E04	1W3584-00060	40	13	1E10
1W3222-80230	20	11	1D06	1W3262-40560	28	7	1D14	1W3406-90620	34	13	1E04	1W3585-10110	33	7	1E03
1W3223-25420	24	22	1D10	1W3262-40570	28	12	1D14	1W3406-92570	34	30	1E04	1W3585-10751	37	31	1E07
1W3223-25430	24	23	1D10	1W3263-12081	26	23	1D12	1W3407-07650	35	3	1E05	1W3585-10851	37	30	1E07
1W3223-25440	25	1	1D11	1W3263-12101	26	24	1D12	1W3407-07661	34	1	1E04	1W3585-50010	33	8	1E03
1W3225-01100	25	11	1D11	1W3263-12120	28	17	1D14	1W3407-07670	34	2	1E04	1W3585-50020	33	9	1E03
1W3225-13470	25	28	1D11	1W3263-44430	27	1	1D13	1W3407-07680	34	3	1E04	1W3601-02100	18	1	1D04
1W3225-13480	24	19	1D10	1W3263-44780	30	1	1D16	1W3407-07690	34	4	1E04	1W3601-50550	18	11	1D04
1W3225-13620	38	23	1E08	1W3263-70730	28	13	1D14	1W3407-07700	34	5	1E04	1W3602-00660	18	4	1D04

PART NO.	GRP. NO.	REF. NO.	LOC. NO.	PART NO.	GRP. NO.	REF. NO.	LOC. NO.	PART NO.	GRP. NO.	REF. NO.	LOC. NO.	PART NO.	GRP. NO.	REF. NO.	LOC. NO.
1W3603-00080	18	2	1D04	1W3901-22450	44	16	1E14	1W3983-80880	20	7	1D06	1W3992-61840	25	14	1D11
1W3605-01340	18	7	1D04	1W3901-73600	44	6	1E14	1W3984-00430	27	32	1D13	1W3992-81550	27	39	1D13
1W3607-20090	18	13	1D04	1W3901-73610	44	5	1E14	1W3984-00510	24	8	1D10	1W3992-81560	27	40	1D13
1W3607-70980	18	15	1D04	1W3901-96900	45	8	1E15	1W3984-60390	26	25	1D12	1W3992-81570	27	41	1D13
	21	30	1D07	1W3901-96910	45	2	1E15	1W3984-80240	35	18	1E05	1W3995-68620	24	16	1D10
1W3607-71160	18	31	1D04	1W3901-97710	44	3	1E14	1W3984-81040	35	16	1E05	1W3995-68640	25	2	1D11
1W3607-71170	21	28	1D07	1W3901-97720	44	2	1E14	1W3984-81140	35	15	1E05		38	21	1E08
1W3607-71200	18	14	1D04	1W3901-98420	44	7	1E14	1W3984-81290	35	6	1E05	1W3995-68650	32	9	1E02
1W3607-71360	18	16	1D04	1W3903-72400	44	4	1E14	1W3985-10070	33	1	1E03	1W3996-00110	23	4	1D09
1W3608-00040	18	25	1D04	1W3903-72410	44	17	1E14	1W3985-10150	32	2	1E02	1W3996-00670	27	45	1D13
1W3707-70130	23	20	1D09	1W3981-10110	33	31	1E03	1W3985-10350	27	37	1D13	1W3996-00700	23	3	1D09
1W3721-11040	20	1	1D06		41	7	1E11	1W3985-10520	23	17	1D09	1W3996-00710	38	14	1E08
1W3781-06240	38	16	1E08		42	10	1E12	1W3985-10960	37	23	1E07	1W3996-10240	33	12	1E03
1W3781-06640	39	17	1E09	1W3981-10501	18	9	1D04	1W3985-11310	25	25	1D11	1W3996-11560	40	2	1E10
1W3781-07070	19	6	1D05	1W3981-11640	32	33	1E02		32	40	1E02	1W3996-11770	26	9	1D12
1W3781-07170	37	1	1E07	1W3981-13570	18	3	1D04		33	21	1E03		27	18	1D13
1W3781-10021	37	40	1E07	1W3981-14451	29	12	1D15	1W3985-11320	33	34	1E03	1W3996-11910	27	46	1D13
1W3783-07660	42	18	1E12	1W3981-15130	39	19	1E09	1W3985-11560	29	19	1D15	1W3997-60130	37	5	1E07
1W3783-08670	42	19	1E12	1W3981-15510	41	12	1E11	1W3985-11930	25	12	1D11	1W4323-50180	37	20	1E07
1W3783-13420	42	21	1E12	1W3981-15530	18	8	1D04	1W3985-11960	28	6	1D14		38	10	1E08
1W3789-10020	32	23	1E02	1W3981-15630	34	25	1E04	1W3986-80380	38	13	1E08	1W4545-20010	35	1	1E05
1W3850-40970	41	29	1E11	1W3981-17180	32	34	1E02	1W3986-80390	38	8	1E08	1W4546-30010	35	2	1E05
1W3851-50200	39	20	1E09	1W3981-17710	21	24	1D07	1W3986-80410	38	18	1E08	1W4546-70080	35	19	1E05
1W3852-00730	40	22	1E10	1W3981-17790	33	26	1E03	1W3986-80430	37	8	1E07	1W4601-50030	18	18	1D04
1W3852-00891	29	32	1D15	1W3981-19670	21	2	1D07	1W3986-80450	37	24	1E07	1W4647-50140	40	4	1E10
	32	8	1E02	1W3981-19870	17	8	1D03	1W3986-80470	37	28	1E07	1W4647-50150	40	5	1E10
1W3852-02110	43	7	1E13	1W3981-20790	19	5	1D05	1W3987-50150	43	13	1E13	1W4852-20180	33	28	1E03
1W3852-10280	43	8	1E13	1W3981-20800	34	19	1E04	1W3987-50240	18	32	1D04	1W4909-92430	45	1	1E15
1W3852-30300	21	21	1D07	1W3981-20810	39	15	1E09		21	35	1D07	1W4909-92440	45	4	1E15
1W3852-40038	29	33	1D15	1W3981-20830	41	5	1E11	1W3987-50430	21	29	1D07	1W4909-92450	45	7	1E15
	32	10	1E02	1W3981-20840	39	7	1E09	1W3987-56070	34	14	1E04	1W4909-92470	45	5	1E15
1W3852-80120	18	27	1D04	1W3981-20850	39	18	1E09		35	27	1E05	1W4909-92480	45	3	1E15
1W3854-10070	43	4	1E13	1W3981-21440	39	25	1E09	1W3987-56120	22	11	1D08	1W4909-92490	45	6	1E15
1W3854-10090	43	5	1E13	1W3981-34870	42	25	1E12	1W3991-11040	18	33	1D04	1W4981-10452	19	15	1D05
1W3854-30022	43	6	1E13	1W3981-35160	39	23	1E09	1W3991-11960	43	10	1E13	1W4982-21040	29	24	1D15
1W3856-03370	43	2	1E13	1W3981-80610	29	27	1D15	1W3991-12120	19	19	1D05	1W4982-21080	32	5	1E02
1W3856-11570	43	1	1E13	1W3981-80671	39	8	1E09	1W3991-12130	34	24	1E04	1W4982-21110	37	32	1E07
1W3856-20380	43	3	1E13	1W3981-80860	33	17	1E03	1W3991-12851	21	31	1D07	1W4985-10650	40	15	1E10
1W3856-50260	17	6	1D03	1W3981-80921	29	2	1D15	1W3991-12980	43	9	1E13	1W4985-60070	20	12	1D06
1W3856-50501	17	5	1D03	1W3981-81050	33	39	1E03	1W3991-13210	34	18	1E04	1W6521-10080	13	1	1E15
1W3858-30090	41	24	1E11	1W3981-81760	29	15	1D15	1W3992-10010	28	26	1D14	1W6903-60210	45	10	1E15
1W3858-70300	21	20	1D07	1W3982-10070	33	29	1E03	1W3992-11540	27	49	1D13	1W6903-60260	45	9	1E15
1W3858-70640	21	22	1D07	1W3982-11830	33	15	1E03	1W3992-11550	33	25	1E03	101304-59020	14	1	1C02
1W3859-90070	18	28	1D04	1W3982-12210	29	7	1D15		41	13	1E11	102103-55520	14	8	1C02
1W3893-10390	17	2	1D03	1W3982-12310	23	21	1D09	1W3992-11670	27	6	1D13	104200-55321	14	14	1C02
1W3893-10520	17	10	1D03	1W3982-12450	38	7	1E08	1W3992-31310	27	5	1D13	104200-55330	14	15	1C02
1W3893-20021	17	3	1D03	1W3982-13230	33	2	1E03	1W3992-35270	24	26	1D10	104200-55750	14	17	1C02
1W3895-10720	17	1	1D03	1W3982-14450	25	27	1D11	1W3992-35280	24	31	1D10	104211-11370	4	21	1B06
1W3901-00841	44	10	1E14	1W3982-15540	40	14	1E10	1W3992-35760	39	24	1E09	104500-55710	14	11	1C02
1W3901-22400	44	12	1E14	1W3982-15550	39	11	1E09	1W3992-60130	26	8	1D12	105010-11230	4	32	1B06
1W3901-22410	44	13	1E14	1W3982-15560	40	10	1E10	1W3992-61070	27	17	1D13		36	1B06	
1W3901-22420	44	8	1E14	1W3983-30390	42	23	1E12	1W3992-61080	26	7	1D12	105025-59550	13	50	1C01
1W3901-22430	44	9	1E14	1W3983-40240	39	16	1E09		27	16	1D13	105225-21501	8	11	1B11
1W3901-22440	44	15	1E14		41	6	1E11	1W3992-61500	25	13	1D11	105225-23200	8	30	1B11

PART NO.	GRP. NO.	REF. NO.	LOC. NO.	PART NO.	GRP. NO.	REF. NO.	LOC. NO.	PART NO.	GRP. NO.	REF. NO.	LOC. NO.	PART NO.	GRP. NO.	REF. NO.	LOC. NO.
105340-59190	14	2	1C02	119620-11310	4	48	1B06	119620-79300	16	19	1C04	119660-35102	9	17	1B12
105546-51330	11	24	1B14	119620-11350	4	41	1B06	119620-79310	16	20	1C04	119660-35113	9	27	1B12
110250-55610	14	9	1C02	119620-11801	4	8	1B06	119620-79320	16	21	1C04	119660-42007	10	1	1B13
114250-39450	9	33	1B12	119620-13101	6	1	1B09	119620-79330	16	22	1C04	119660-42350	10	16	1B13
114250-53130	13	10	1C01	119620-13110	6	2	1B09	119620-79340	16	25	1C04	119660-51500	11	30	1B14
114250-53400	13	12	1C01	119620-14100	7	7	1B10	119620-79350	16	23	1C04	119660-51530	11	32	1B14
114399-22300	8	23	1B11	119620-14200	7	1	1B10	119621-21680	8	8	1B11	119660-61052	12	20	1B15
118400-03060	4	49	1B06	119620-14401	7	2	1B10	119623-01250	1	10	1B03	119660-61060	12	4	1B15
119000-59560	13	51	1C01	119620-21941	8	10	1B11	119623-01340	1	24	1B03	119660-61071	12	5	1B15
119209-35030	9	30	1B12	119620-23910	8	28	1B11	119623-01950	2	27	1B04	119660-61121	12	13	1B15
119232-61510	12	29	1B15	119620-25102	7	11	1B10	119623-11100	4	14	1B06	119660-61140	12	14	1B15
119232-61540	12	45	1B15	119620-25912	7	13	1B10	119623-21700	8	1	1B11	119660-61150	12	15	1B15
119255-53100	13	6	1C01	119620-35093	9	31	1B12	119623-22500	8	19	1B11	119660-61300	12	11	1B15
119258-55621	14	6	1C02	119620-42021	10	13	1B13	119623-22950	8	35	1B11	119660-61341	12	12	1B15
119260-07900	4	2	1B06	119620-51101	11	3	1B14	119624-02410	1	21	1B03	119660-61460	12	21	1B15
119260-59520	13	48	1C01	119620-51170	11	6	1B14	119624-22082	8	17	1B11	119660-61590	12	51	1B15
119260-59530	13	49	1C01	119620-51180	11	7	1B14	119624-22900	8	33	1B11	119660-61651	12	47	1B15
119266-59501	13	42	1C01	119620-51190	11	8	1B14	119624-32040	2	6	1B04	119660-61901	12	53	1B15
119266-59540	13	46	1C01	119620-51250	11	9	1B14	119626-11000	4	5	1B06	119660-77330	16	29	1C04
119266-59570	13	43	1C01	119620-51300	11	21	1B14	119626-77011	15	2	1C03	119810-55340	14	16	1C02
119266-59580	13	44	1C01	119620-51340	11	25	1B14	119629-14580	7	3	1B10	119840-61870	12	67	1B15
119285-66080	12	54	1B15	119620-51350	11	26	1B14	119632-07900	4	57	1B06	121000-13201	6	8	1B09
119305-35150	9	28	1B12	119620-51370	11	27	1B14	119632-61200	12	16	1B15	121023-01550	2	12	1B04
119600-01050	1	9	1B03	119620-51450	11	28	1B14	119640-42290	10	15	1B13	121120-59990	14	23	1C02
119600-11450	4	22	1B06	119620-51461	11	29	1B14	119644-21200	8	5	1B11	121254-55510	14	7	1C02
119600-11460	4	23	1B06	119620-51510	11	31	1B14	119645-77820	4	56	1B06	121257-55720	14	12	1C02
119600-61100	12	6	1B15	119620-51650	11	33	1B14	119650-13620	6	14	1B09	121257-55731	14	13	1C02
119600-61200	12	7	1B15	119620-51660	11	34	1B14	119650-21650	8	9	1B11	121450-01560	2	20	1B04
119600-61541	12	46	1B15	119620-51670	11	35	1B14	119653-01540	3	6	1B05	121450-42450	10	27	1B13
119600-61900	12	52	1B15	119620-51680	11	36	1B14	119653-01900	2	13	1B04	121450-44531	21	10	1D07
119600-66020	12	69	1B15	119620-51700	11	37	1B14	119653-13540	6	9	1B09	121465-59950	12	3	1B15
119600-66840	12	112	1B15	119620-53000	13	2	1C01	119653-13610	6	10	1B09	121468-44510	21	9	1D07
119609-32040	9	16	1B12	119620-53080	13	5	1C01	119653-13650	6	15	1B09	121468-44540	21	11	1D07
119609-35000	9	15	1B12	119620-53120	13	9	1C01	119653-34800	9	13	1B12	121470-44581	21	13	1D07
119609-35300	9	18	1B12	119620-53140	13	11	1C01	119653-44740	10	17	1B13	121520-01851	2	25	1B04
119609-42320	10	10	1B13	119620-59700	13	52	1C01	119653-55650	14	19	1C02	121520-01860	2	26	1B04
119610-01490	2	16	1B04	119620-59811	13	30	1C01	119653-66050	12	70	1B15	121520-34810	9	14	1B12
119610-01590	2	1	1B04	119620-59821	13	34	1C01	119653-66500	12	74	1B15	121550-49111	10	26	1B13
119610-66700	12	79	1B15	119620-59831	13	38	1C01	119653-66900	12	113	1B15	121575-66830	12	111	1B15
119620-01200	1	23	1B03	119620-77380	16	9	1C04	119653-77040	15	38	1C03	124060-21600	8	16	1B11
119620-01530	12	75	1B15	119620-77440	16	12	1C04	119656-66910	12	114	1B15	124066-59100	13	47	1C01
119620-01620	3	1	1B05	119620-77450	16	24	1C04	119659-21590	8	12	1B11	124085-02220	3	4	1B05
119620-01800	2	4	1B04	119620-77461	16	2	1C04	119660-01510	2	19	1B04	124101-49531	10	21	1B13
119620-02020	1	11	1B03	119620-77471	16	3	1C04	119660-01551	2	22	1B04	124160-01650	4	58	1B06
119620-02450	7	4	1B10	119620-77490	16	27	1C04	119660-01562	2	23	1B04	124160-01751	2	39	1B04
119620-03020	4	45	1B06	119620-77710	16	17	1C04	119660-01570	2	24	1B04		4	50	1B06
119620-03031	4	46	1B06	119620-79200	16	5	1C04	119660-01821	7	17	1B10	124160-11340	4	19	1B06
119620-11110	4	15	1B06	119620-79210	16	6	1C04	119660-01911	2	5	1B04	124160-11360	4	53	1B06
119620-11120	4	16	1B06	119620-79220	16	7	1C04	119660-12101	5	1	1B08	124250-49351	10	29	1B13
119620-11180	4	17	1B06	119620-79230	16	8	1C04	119660-12111	5	2	1B08	124450-44560	21	12	1D07
119620-11200	4	25	1B06	119620-79240	16	10	1C04	119660-25022	7	9	1B10	124465-44950	10	28	1B13
119620-11240	4	26	1B06	119620-79250	16	11	1C04	119660-25052	7	10	1B10	124550-66370	12	73	1B15
119620-11260	4	29	1B06	119620-79260	16	13	1C04	119660-32001	9	1	1B12	124766-59050	14	21	1C02
119620-11280	4	30	1B06	119620-79290	16	18	1C04	119660-32020	9	11	1B12	124950-11340	4	20	1B06

PART NO.	GRP. NO.	REF. NO.	LOC. NO.	PART NO.	GRP. NO.	REF. NO.	LOC. NO.	PART NO.	GRP. NO.	REF. NO.	LOC. NO.	PART NO.	GRP. NO.	REF. NO.	LOC. NO.
124950-21230	8	13	1B11	22190-080002	13	45	1C01	22252-000210	8	24	1B11	23876-020000	4	11	1B06
129052-77201	16	1	1C04	22190-120000	27	29	1D13	22252-000320	10	11	1F12	23876-030000	10	11	1B13
129052-77421	16	4	1C04		28	28	1D14	22252-000400	28	15	1D14	24101-060044	25	15	1D11
129052-79270	16	14	1C04	22190-120002	3	9	1B05	22252-000420	41	14	1E11	24101-060064	24	20	1D10
129054-01640	3	7	1B05		12	116	1B15		10	12	1F12	24101-060074	28	24	1D14
129100-01580	8	2	1B11		14	5	1C02	22252-000470	27	27	1D13	24101-060104	26	11	1D12
	15	37	1C03	22190-140002	13	53	1C01		38	25	1E08	24101-060124	27	22	1D13
129100-61930	12	68	1B15	22190-160000	24	6	1D10	22252-000471	7	14	1F09	24101-062034	7	24	1B10
129150-35350	9	26	1B12	22190-200000	27	31	1D13		9	7	1F11		28	14	1D14
129150-49360	10	30	1B13	22217-060000	18	24	1D04		20		1F11	24101-062044	24	24	1D10
129150-59120	13	25	1C01		34	22	1E04	22252-000520	27	7	1D13		27	26	1D13
129150-59131	13	28	1C01	22217-080000	19	12	1D05	22252-000620	28	9	1D14		28	21	1D14
129150-59511	14	22	1C02		20	10	1D06	22252-000950	27	23	1D13	24101-062054	28	19	1D14
129155-51280	12	17	1B15		29	6	1D15	22272-000040	12	49	1B15		7	15	1F09
129155-61480	12	24	1B15		32	15	1E02		29	9	1D15	24101-062064	28	8	1D14
129155-61830	13	24	1C01		35	28	1E05	22272-000120	32	30	1E02	24101-062074	7	16	1F09
129155-77801	4	55	1B06		37	16	1E07		33	16	1E03	24101-062104	27	21	1D13
129210-59030	14	20	1C02		10	9	1F12	22272-000150	29	21	1D15	24101-063044	26	20	1D12
129350-49541	10	22	1B13	22217-100000	19	11	1D05	22351-030014	12	50	1B15	24102-063034	7	23	1B10
129350-49800	10	23	1B13		24	13	1D10	22351-040010	2	21	1B04	24104-060004	32	17	1E02
129428-61450	12	61	1B15			30	1D10		12	58	1B15	24104-060034	41	11	1E11
129450-44761	10	18	1B13		27	53	1D13	22351-050025	29	34	1D15	24104-060044	37	25	1E07
174307-51700	12	30	1B15		33	23	1E03	22351-060012	4	24	1B06	24104-060054	37	9	1E07
194150-71230	3	5	1F05		37	37	1E07	22351-060025	32	22	1E02		38	3	1E08
194151-47760	11	1	1F13		40	20	1E10	22351-060030	33	37	1E03	24104-062014	10	13	1F12
194200-32330	7	2	1F09		9	6	1F11	22351-060050	14	10	1F16	24104-062044	9	8	1F11
194200-32340	7	3	1F09		12	5	1F14	22351-080040	33	6	1E03			21	1F11
194440-51550	17	7	1D03		13	3	1F15	22360-040000	12	117	1B15	24104-063034	38	24	1E08
194990-22050	2	36	1B04	22217-120000	20	4	1D06	22360-060000	12	118	1B15	24105-062074	27	34	1D13
	12	2	1B15		41	17	1E11	22372-040000	29	28	1D15	24142-302060	25	5	1D11
198124-65630	44	11	1E14		9	16	1F11	22372-120000	3	7	1F05	24311-000110	35	23	1E05
198152-04690	35	21	1E05		10	10	1F12			8	1F05	24311-000120	4	54	1B06
198511-63120	6	3	1F08	22217-160000	27	48	1D13	22417-200160	6	5	1F08		34	6	1E04
22117-040000	12	48	1B15		34	11	1E04	22417-200200	29	11	1D15	24311-000125	7	17	1F09
22117-080000	6	4	1F08	22242-000100	32	19	1E02			18	1D15	24311-000140	35	8	1E05
22117-120000	10	7	1F12	22242-000120	4	39	1B06		32	25	1E02	24311-000150	35	13	1E05
22137-060000	29	10	1D15		37	6	1E07		33	38	1E03	24311-000200	35	14	1E05
22137-080000	18	5	1D04	22242-000150	25	26	1D11		38	29	1E08	24311-000210	30	7	1D16
	32	24	1E02	22242-000170	41	19	1E11		40	17	1E10	24311-000220	24	11	1D10
	38	20	1E08	22242-000200	7	15	1B10	22417-250200	1	3	1F03	24311-000250	35	5	1E05
	40	16	1F10		37	21	1E07	22417-400350	23	14	1D09	24311-000320	2	40	1B04
22137-100000	23	23	1D09		38	11	1E08	22487-100500	14	11	1F16		4	51	1B06
	32	18	1E02	22242-000250	23	10	1D09		15	6		24311-240100	14	18	1C02
	37	33	1E07		24	25	1D10	22487-120350	3	9	1F05	24315-000140	34	8	1E04
	39	22	1E09		26	22	1D12	22487-120550	3	10	1F05	24321-000250	35	4	1E05
22137-120000	12	4	1F14		28	20	1D14	22512-040120	7	8	1B10	24321-000500	24	32	1D10
22137-160000	10	8	1F12		30	8	1D16			22	1B10	24341-000070	12	59	1B15
	23	15	1D09		33	27	1E03		8	6	1B11	24341-000240	2	14	1B04
	27	50	1D13		37	29	1E07	22550-070200	7	21	1F09	24341-000280	12	77	1B15
22137-200000	29	20	1D15		38	4	1E08		9	3	1F11	24421-152507	25	23	1D11
	15	5	1G01		7	13	1F09	22857-500100	4	52	1B06	24421-203508	25	16	1D11
22137-240000	25	3	1D11	22242-000350	28	27	1D14	23065-070130	21	14	1D07	24421-253807	7	18	1F09
22157-120000	9	15	1F11	22242-000600	37	4	1E07	23065-120500	4	1	1B06	24421-265208	7	20	1F09
22190-060003	12	115	1B15		38	6	1E08	23876-010000	1	12	1B03	24421-304508	28	18	1D14

PART NO.	GRP. NO.	REF. NO.	LOC. NO.	PART NO.	GRP. NO.	REF. NO.	LOC. NO.	PART NO.	GRP. NO.	REF. NO.	LOC. NO.	PART NO.	GRP. NO.	REF. NO.	LOC. NO.
24430-304205	9	9	1F11	26014-080162	37	2	1E07	26116-080302	32	39	1E02	26717-100002	33	10	1E03
24761-010000	23	18	1D09	26014-080202	29	30	1D15		35	11	1E05			24	1E03
	33	19	1E03	26014-080252	16	30	1C04	26116-080352	32	14	1E02			37	1E07
	38	27	1E08	26018-080162	4	7	1F06	26116-100202	40	19	1E10			39	1E09
	14	12	1F16		5	9	1F07	26116-100252	19	9	1D05			40	1E10
	15	7	1G01	26022-040082	11	43	1B14		12	6	1F14	26727-160002		3	1F05
24761-020000	23	2	1D09	26022-050122	18	29	1D04	26116-100302	12	7	1F14	26736-120002	12	123	1B15
	27	51	1D13		29	3	1D15	26116-100402	23	22	1D09	26737-120002	20	3	1D06
25123-003901	37	39	1E07	26033-040102	11	44	1B14	26116-100452	27	38	1D13		41	18	1E11
25123-009001	9	13	1F11	26043-100202	34	29	1E04	26116-100552	39	21	1E09	26747-160002	34	10	1E04
26013-080162	18	10	1D04		41	21	1E11	26116-100602	24	2	1D10	26756-060002	12	124	1B16
	21	4	1D07	26051-060002	11	5	1F13		9	11	1F11	26777-140002	28	1	1D14
	23	5	1D09	26106-060082	3	10	1B05	26116-100702	9	12	1F11		33	30	1E03
	29	23	1D15	26106-060102	9	32	1B12	26116-100752	33	22	1E03		40	23	1E10
		31	1D15		12	60	1B15	26116-120502	10	14	1F12	26817-080002	1	4	1F03
	32	27	1E02	26106-060122	1	22	1B03	26116-120752	2	3	1F04	26856-060002	4	34	1B06
	38	9	1E08		3	11	1B05	26206-100202	15	39	1C03			38	1B06
		15	1E08		4	4	1B06	26216-080162	6	5	1B09	26979-050162	4	40	1B06
		19	1E08		7	16	1B10	26216-080552	6	6	1B09	27221-050080	4	12	1B06
	39	5	1E09	26106-060162	2	7	1B04	26296-120352	11	7	1F13	27241-120000	1	13	1B03
	14	13	1F16		5	3	1B08	26306-080002	4	43	1B06	27241-300000	1	14	1B03
	15	8	1G01		7	25	1B10		6	7	1B09	27241-400000	4	13	1B06
26013-080202	20	8	1D06		10	19	1B13			13	1B09	27310-070000	4	18	1B06
	27	20	1D13	26106-060202	2	15	1B04	26347-120002	2	4	1F04	7A7080-15200	1	2	1F03
	28	23	1D14	26106-060222	3	5	1B05	26366-060002	2	38	1B04	7A7080-61000	2	1	1F04
	31	4	1E01	26106-060252	10	20	1B13	26367-040002	42	7	1E12	7A7080-6250C	8	2	1F10
	32	11	1E02		11	6	1F13	26367-060002	17	4	1D03	719255-53100	13	1	1C01
	33	41	1E03	26106-060302	2	8	1B04		18	19	1D04	719620-01650	3	2	1B05
	37	17	1E07	26106-060402	5	4	1B08		39	13	1E09	719620-02800	1	15	1B03
	7	19	1F09	26106-060602	2	9	1B04		43	12	1E13	719620-02870	1	25	1B03
26013-080252	26	18	1D12		10	10	1B04	26367-080002	19	18	1D05	719620-02930	1	18	1B03
	32	12	1E02	26106-060702	12	119	1B15			21	1D05	719620-11521	4	44	1B06
	38	12	1E08	26106-060752	12	120	1B15		39	10	1E09	719620-11650	4	31	1B06
26013-080302	32	41	1E02	26106-060802	2	11	1B04		40	6	1E10	719620-11660	4	35	1B06
26013-080452	32	4	1E02	26106-080122	4	59	1B06		41	3	1E11	719620-23100	8	25	1B11
26013-080602	38	17	1E08	26106-080142	4	3	1B06	26450-060202	9	12	1B12	719620-23600	8	31	1B11
26013-100162	32	7	1E02		6	11	1B09	26587-080102	7	26	1B10	719620-23610	8	39	1B11
	42	4	1E12	26106-080162	6	12	1B09	26716-060002	17	9	1D03	719623-01560	1	1	1B03
26013-100202	23	6	1D09		16	31	1C04	26716-080002	8	5	1F10	719624-51100	11	1	1B14
	31	3	1E01	26106-080202	9	29	1B12		10	15	1F12	719660-14590	7	18	1B10
	37	13	1E07	26106-080282	10	24	1B13	26716-100002	5	10	1F07				
	41	9	1E11	26106-080352	6	3	1B09		12	8	1F14				
	42	17	1E12	26106-080452	4	42	1B06		13	4	1F15				
26013-100252	5	8	1F07		10	14	1B13	26716-120002	9	17	1F11				
	27	44	1D13	26106-080652	10	25	1B13		10	16	1F12				
	9	10	1F11	26106-080802	6	4	1B09	26717-080002	19	16	1D05				
	22	1F11	26106-100402	15	1	1C03			20	14	1D06				
26013-100302	24	14	1D10	26106-100452	16	28	1C04		29	5	1D15				
	26	26	1D12	26107-080202	8	3	1F10								
	28	3	1D14	26107-080252	8	4	1F10								
	42	22	1E12	26116-050102	12	121	1B15		32	16	1E02				
26013-120302	42	20	1E12	26116-060304	12	122	1B15		35	29	1E05				
26014-060202	2	37	1B04	26116-080252	37	14	1E07	26717-100002	19	10	1D05				
26014-080162	35	7	1E05	26116-080302	20	13	1D06		27	54	1D13				

TOTAL (ITEM= 1,076) (REF.= 1,282)



YANMAR AGRICULTURAL EQUIPMENT CO.,LTD.

1-32, Chayamachi, Kita-ku, OSAKA 530-8321, JAPAN

Tel:06-6376-6348

Onderdelen tekening van ;

Rotomec maaier welke aan Yanmar GE 22 zit.

V snaar op maaidek BB102

(mulch maimes) 6204 gravely maimes 52928



ROTOMECH

CYCLONE SHI-R60

Rasaerba a 3 giranti ad asse verticale

Three spindle grooming mower

Tondeuse à 3 lames à axe vertical

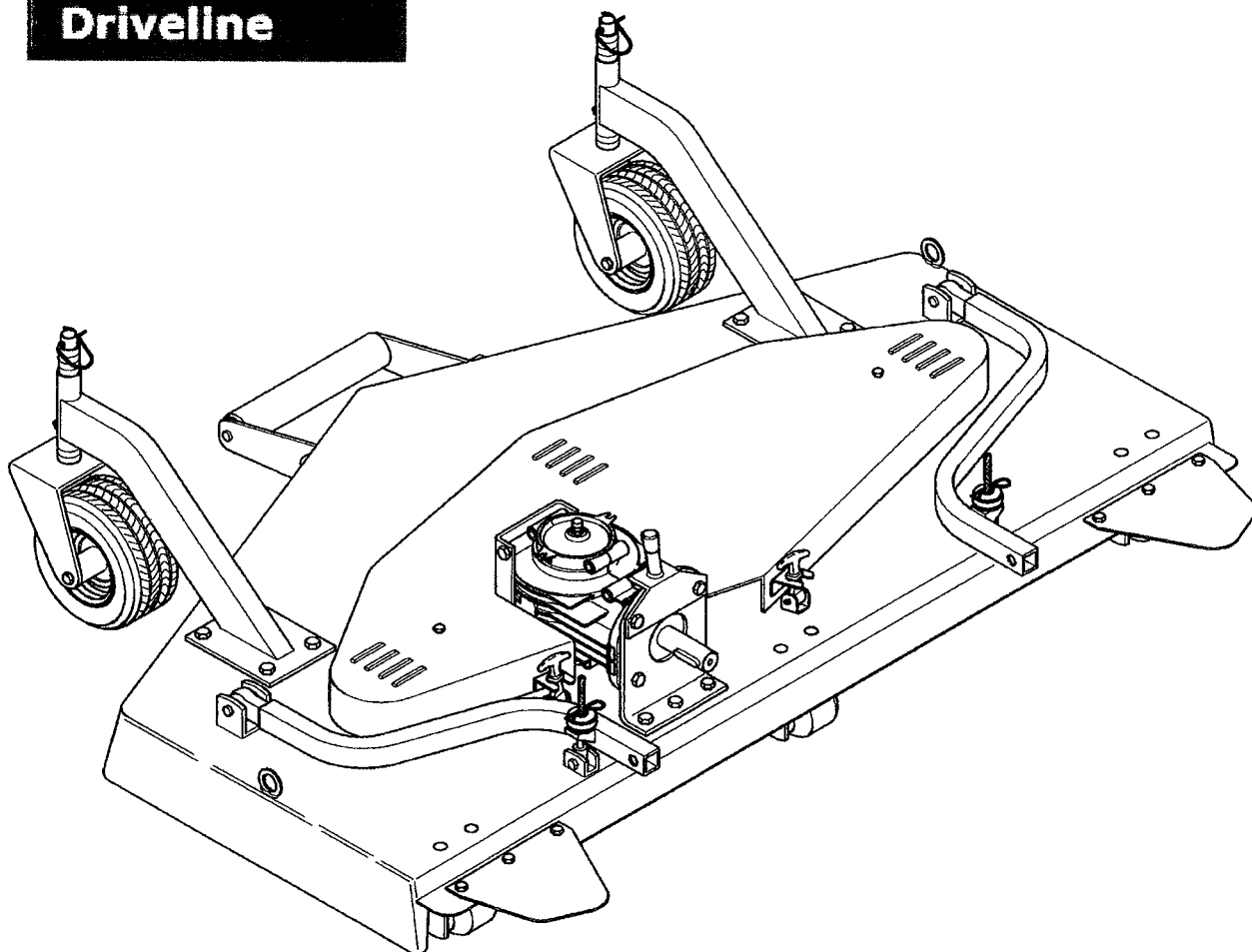
3 Sichel-rotationsmäher

Gearbox

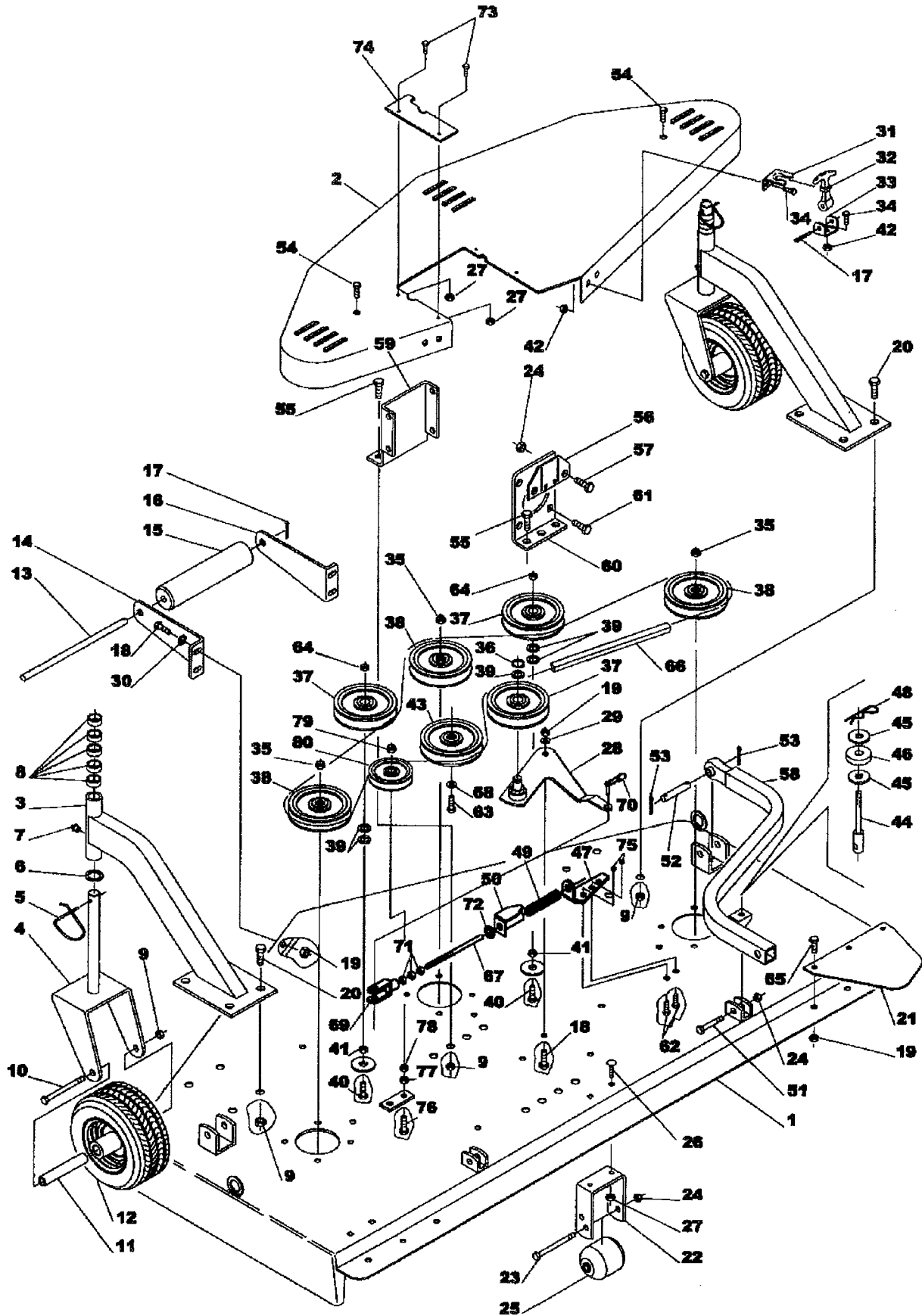
Frame

Spindles

Driveline



Rotomec: Cyclone 'SHI'

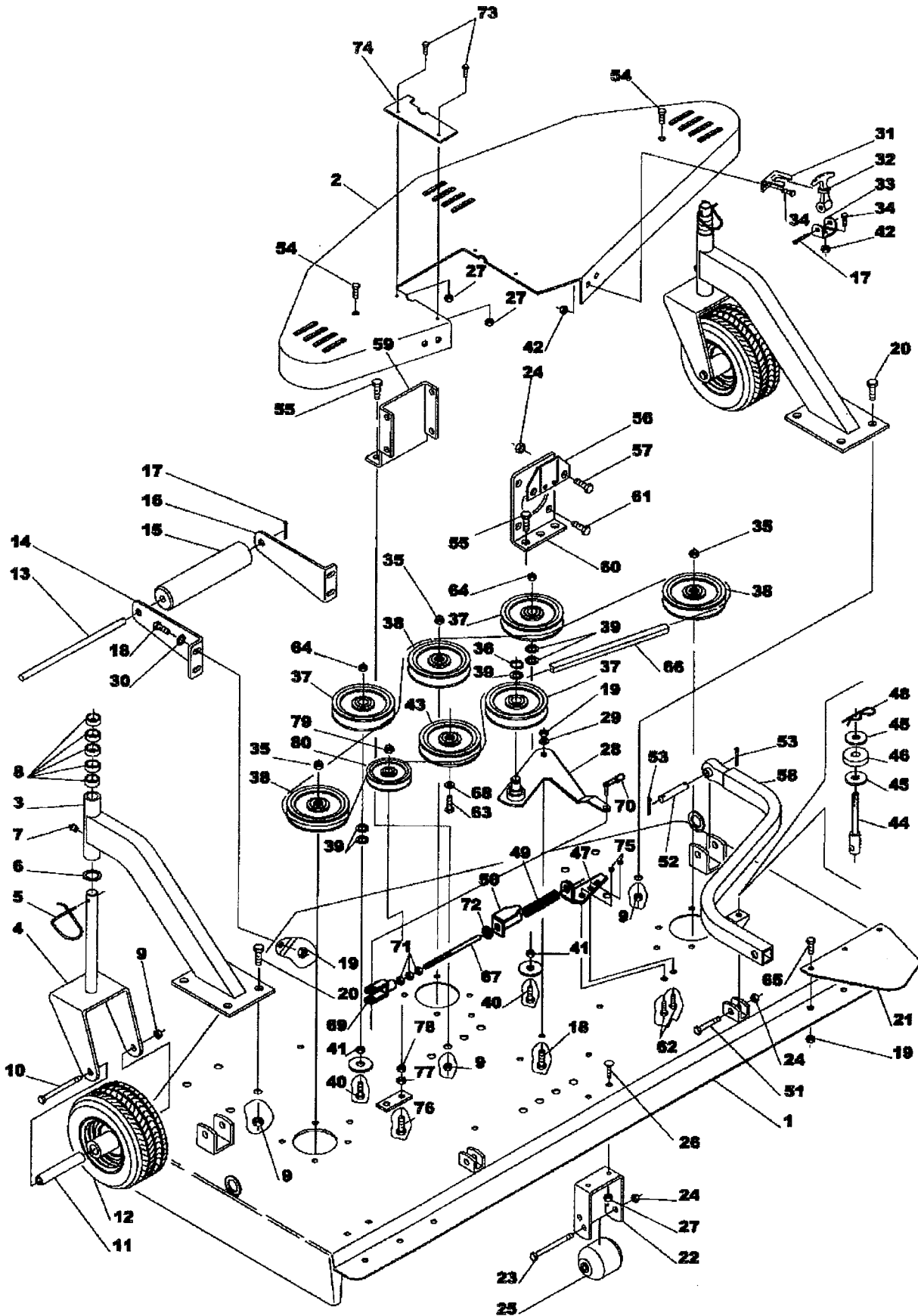


Rotomec: Cyclone 'SHI'



N.	COD.	DESCRIZIONE	DESCRIPTION	DESCRIPTION	BESCHREIBUNG	N.
1	0217010S	Telaio V.150 scarico posteriore	Frame v.150 rear discharge	Châssis v.150 éjection arrière	Heckauswurfrahmen v.150	1
2	0117230S	Lamiera copricinghia completa	Complete belt cover	Protection courroie complète	Voller Riemenschutz	1
3	0015752S	Braccio ruotina	Wheel arm	Bras de roue	Radarm	2
4	0008785S	Forcella porta ruota	Wheel yoke	Fourche pour roue	Gabel für Rad	2
5	0008783	Molla forcella ruota	Cotter pin	Goupille fourche pour roue	Splint für Radgabel	2
6	0006606	Anello di spessoramento	Spacer washer	Anneau d'épaisseur	Distanzring	2
7	0001065	Ingrassatore D.10	Grease fitting D.10	Graisneur D.10	Schmiernippel D.10	2
8	0006587	Distanziale 1/2"	Spacer 1/2"	Entretoise 1/2"	Distanzstück 1/2"	10
9	0030358	Dado D.14	Nut D.14	Ecrou D.14	Mutter D.14	16
10	0006615	Vite TE 14x140	Bolt TE 14x140	Vis TE 14x140	Schraube TE 14x140	2
11	0008528	Distanziale	Spacer	Entretoise	Distanzstück	2
12	0008797	Ruota pneumatica	Air tire	Roue pneumatique	Luftreifen	2
13	0008929	Perno rullo anteriore	Front roller pin	Tourillon rouleau antérieur	Vorderer Rollenzapfen	1
14	0208924S	Supporto sinistro rullo	Left roller support	Palier rouleau gauche	Linke Walzenstütze	1
15	0067358	Rullo anteriore	Front roller	Rouleau antérieur	Vordere Walze	1
16	0008923S	Supporto destro rullo	Right roller support	Palier rouleau droit	Rechte Walzenstütze	1
17	0112087	Copiglia D.4x50	Cotter pin D.4x50	Goupille D.4x50	Splint D.4x50	5
18	0033176	Vite TE 10x25	Bolt TE 10x25	Vis TE 10x25	Schraube TE 10x25	5
19	0030156	Dado D.10	Nut D.10	Ecrou D.10	Mutter D.10	12
20	0001526	Vite TE 14x35	Bolt TE 14x35	Vis TE 14x35	Schraube TE 14x35	8
21	0017487S	Lamiera di protezione posteriore	Rear protection	Protection arrière	Hinterschild	2
22	0015721	Attacco ruotine posteriori	Rear wheel hitch	Attelage roues arrières	Hinterreifenanschluß	3
23	0091301	Vite TE 12x120	Bolt TE 12x120	Vis TE 12x120	Schraube TE 12x120	3
24	0030064	Dado D.12	Nut D.12	Ecrou D.12	Mutter D.12	9
25	0015730	Rullo antiscalpo	Antiscalping roller	Rouleau anti-scalps	Gegen Furchenbildungwalze	3
26	0084289	Vite TTQST 8x20	Bolt TTQST 8x20	Vis TTQST 8x20	Schraube TTQST 8x20	6
27	0011328	Dado D.8	Nut D.8	Ecrou D.8	Mutter D.8	8
28	0017470	Supporto tendicinghia	Belt tensioner support	Palier tendeur courroie	Riemenspannersupport	1
29	0030157	Rondella piana D.10	Flat washer D.10	Rondelle plate D.10	Flache Scheibe D.10	1
30	0002034	Rondella piana D.10	Flat washer D.10	Rondelle plate D.10	Flache Scheibe D.10	4
31	0017242	Attacco tirante cofano al carter	Belt shield latch bracket	Attelage tirant capot au carter	Haubezustange zum Schützer	4
32	0017241	Tirante cofano	Belt shield latch	Tirant capot	Haubezustange	4
33	0017240	Attacco tirante cofano al piatto	Deck latch bracket	Attelage tirant capot au plateau	Haubezustange zur Platte	4
34	0017245	Vite 4x14	Bolt 4x14	Vis 4x14	Schraube 4x14	12
35	0006698	Dado autobloccante D.25	Locking nut D.25	Ecrou autobloquant D.25	Selbst-sperrende Mutter D.25	3
36	0050145	Seeger esterno D.20	Outer snap ring D.20	Circlip externe D.20	Außenseegerring D.20	1
37	0008561	Puleggia tendicinghia	Pulley belt tensioner	Poulie tendeuse	Riemenscheibenspanner	3
38	0008531	Puleggia SPB 120x1	Pulley SPB 120x1	Poulie SPB 120x1	Riemenscheibe SPB 120x1	3
39	0046555	Rondella piana D.20	Flat washer D.20	Rondelle plate D.20	Flache Scheibe D.20	5
40	0008576	Vite TE 20x65	Bolt TE 20x65	Vis TE 20x65	Schraube TE 20x65	2
41	0005508	Dado D.20	Nut D.20	Ecrou D.20	Mutter D.20	2
42	0017246	Dado autobloccante D.4	Locking nut D.4	Ecrou autobloquant D.4	Selbst-sperrende Mutter D.4	12
43	0017460	Puleggia SPB 160x1	Pulley SPB 160x1	Poulie SPB 160x1	Riemenscheibe SPB 160x1	1
44	0017351	Perno regolatore	Pin	Tourillon	Zapfen	2
45	0017354	Rondella piana D.16	Flat washer D.16	Rondelle plate D.16	Flache Scheibe D.16	4

Rotomec: Cyclone 'SHI'

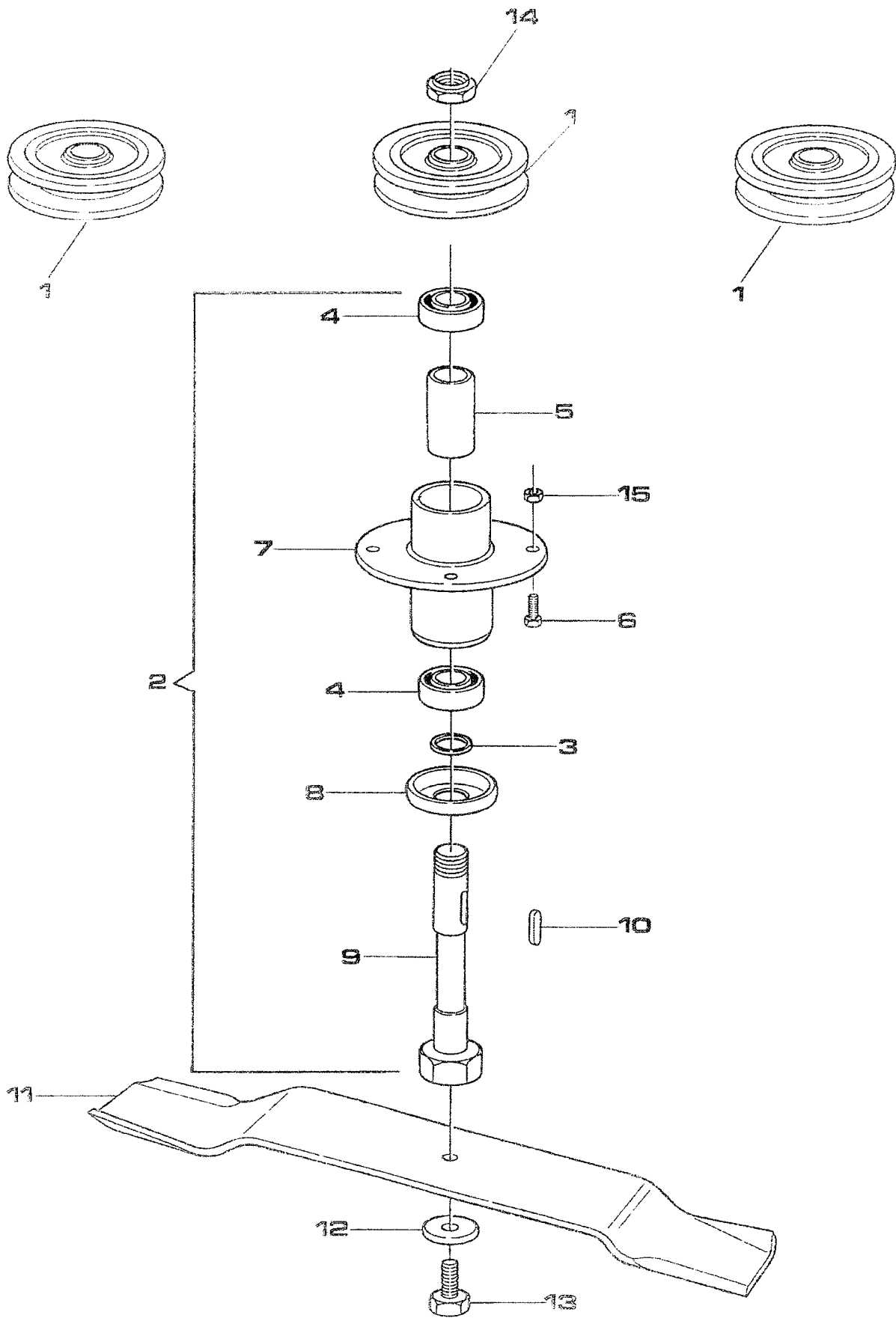


Rotomec: Cyclone 'SHI'



N.	COD.	DESCRIZIONE	DESCRIPTION	DESCRIPTION	BESCHREIBUNG	N.
46	0017358	Tampone	Anti-shock pad	Tampon	Stopfen	2
47	0017210S	Piastra tendicinghia	Belt tensioner plate	Plaque tendeur courroie	Riemenspannerplatte	1
48	0091507	Copiglia D.4	Cotter pin D.4	Goupille ressort D.4	Federsplint D.4	2
49	0017214	Molla	Spring	Ressort	Feder	1
50	0017216S	Indicatore molla completo	Spring rod indicator	Indicateur ressort complet	Zeigerfeder	1
51	0007716	Vite TE 12x45	Bolt TE 12x45	Vis TE 12x45	Schraube TE 12x45	2
52	0015797	Perno attacco	Pin	Tourillon	Zapfen	2
53	0057158	Copiglia 4x45	Cotter pin 4x45	Goupille 4x45	Splint 4x45	4
54	0090269	Vite TE 10x100	Bolt TE 10x100	Vis TE 10x100	Schraube TE 10x100	2
55	0032618	Vite TE 14x30	Bolt TE 14x30	Vis TE 14x30	Schraube TE 14x30	6
56	0017475	Piastra fissa protezione p.d.f.	Locking input shaft cover plate	Plaque ferme protection p.d.f.	Zapfwellesschutzplatte	1
57	0023265	Vite TE 12x40	Bolt TE 12x40	Vis TE 12x40	Schraube TE 12x40	2
58	0117480	Braccio destro	Right arm	Bras droit	Rechter Arm	1
	0217480	Braccio sinistro	Left arm	Bras gauche	Linker Arm	1
59	0017081S	Supporto anteriore scatola	Front gearbox support	Soutien boîtier antérieur	Vordergetriebelager	1
60	0017085S	Supporto posteriore scatola	Rear gearbox support	Soutien boîtier arrière	Hintergetriebelager	1
61	0007255	Vite TE 12x35	Bolt TE 12x35	Vis TE 12x35	Schraube TE 12x35	2
62	0091446	Vite TE 8x25	Bolt TE 8x25	Vis TE 8x25	Schraube TE 8x25	2
63	0015646	Vite TE 10x25	Bolt TE 10x25	Vis TE 10x25	Schraube TE 10x25	1
64	0005507	Dado D.20	Nut D.20	Ecrou D.20	Mutter D.20	2
65	0006349	Vite TE 10x20	Bolt TE 10x20	Vis TE 10x20	Schraube TE 10x20	6
66	0017466	Cinghia B100	Belt B100	Courroie B100	Keilriemen B100	1
	0017465	Cinghia BX103-da 09/03	Belt BX103-09/03	Courroie BX103-09/03	Keilriemen BX103-09/03	1
67	0017220	Tirante	Spring rod	Tirant	Zugstange	1
68	0051776	Rondella piana D.11	Flat washer D.11	Rondelle plate D.11	Flache Scheibe D.11	1
69	0017221	Forcella tirante	Spring rod yoke	Fourche tirante	Zugstangegabel	1
70	0023964	Perno	Pin	Tourillon	Zapfen	1
71	0017223	Dado D.12	Nut D.12	Ecrou D.12	Mutter D.12	3
72	0002265	Rondella piana D.12	Flat washer D.12	Rondelle plate D.12	Flache Scheibe D.12	1
73	0046454	Vite TE 8x16	Bolt TE 8x16	Vis TE 8x16	Schraube TE 8x16	2
74	0017468S	Lamiera chiusura carter	Cover locking plate	Tôle ferme carter	Schützerblech	1
75	0091384	Dado autobloccante D.8	Locking nut D.8	Ecrou autobloquant D.8	Selbst-sperrende Mutter D.8	2
76	0030309	Vite TE 16x70	Bolt TE 16x70	Vis TE 16x70	Schraube TE 16x70	1
77	0003124	Dado D.16	Nut D.16	Ecrou D.16	Mutter D.16	1
78	0017188	Dado D.16	Nut D.16	Ecrou D.16	Mutter D.16	1
79	0005581	Dado D.16	Nut D.16	Ecrou D.16	Mutter D.16	1
80	0017185	Puleggia tendicinghia-da 09/03	Pulley belt tensioner-09/03	Poulie tendeuse-09/03	Riemenscheibenspanner -09/03	1

Rotomec: Cyclone 'SHI'

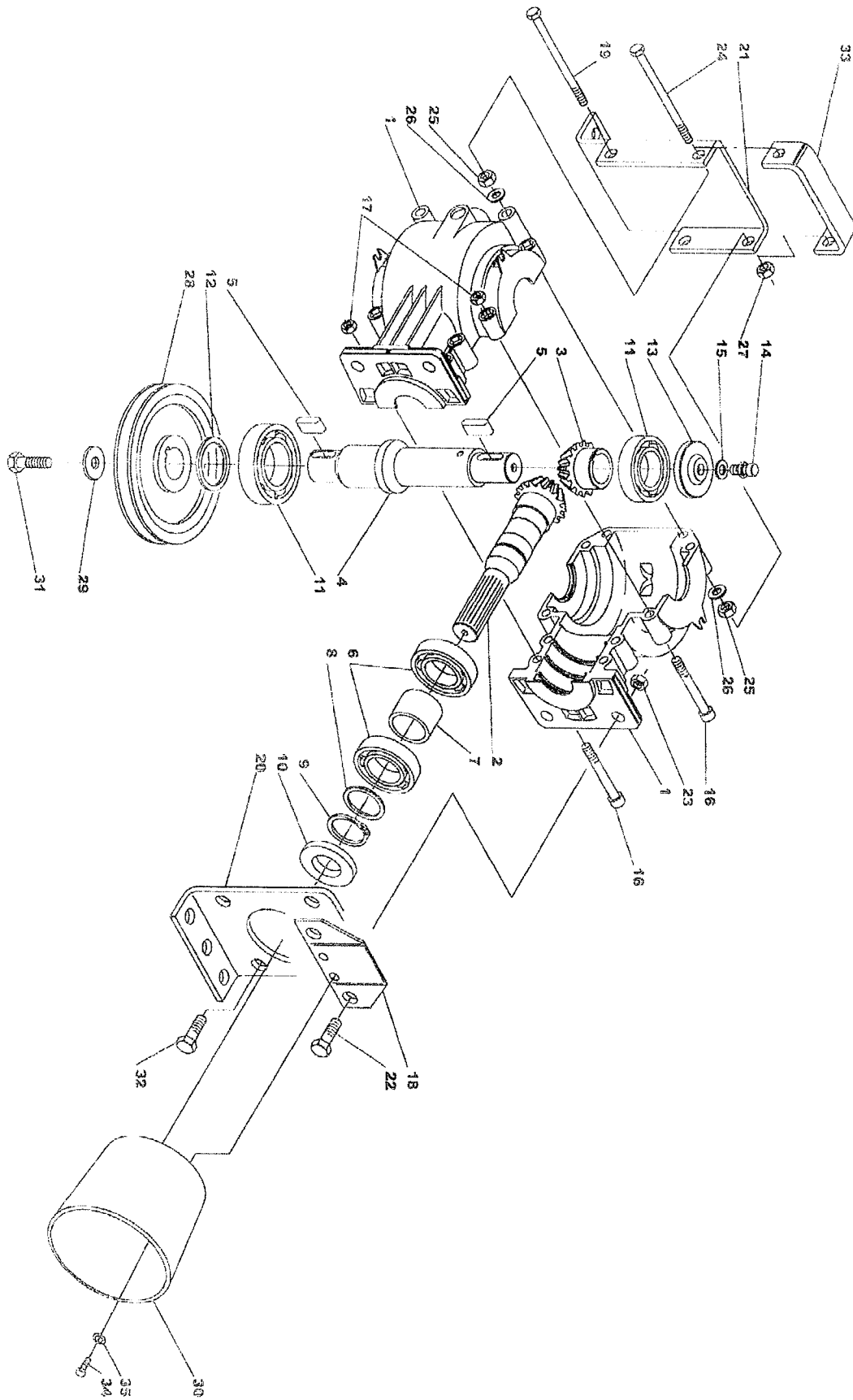


Rotomec: Cyclone 'SHI'



N.	COD.	DESCRIZIONE	DESCRIPTION	DESCRIPTION	BESCHREIBUNG	N.
1	0008531	Puleggia SPB 120x1	Pulley SPB 120x1	Poulie SPB 120x1	Riemenscheibe SPB 120x1	3
2	0015961S	Gruppo rotore	Spindle assembly	Groupe de rotor	Rotorgruppe	3
3	0006606	Anello di spessoramento	Spacer washer	Anneau d'épaisseur	Distanzring	3
4	0051706	Cuscinetto 6205 2RS	Bearing 6205 2RS	Roulement 6205 2RS	Lager 6205 2RS	6
5	0015969	Distanziale	Spacer	Entretoise	Distanzstück	3
6	0001278	Vite TE 10x30	Bolt TE 10x30	Vis TE 10x30	Schraube TE 10x30	12
7	0008538S	Supporto rotore	Spindle	Palier rotor	Rotorsupport	3
8	0006636S	Coperchiella	Cover	Couvercle	Deckel	3
9	0015965	Albero porta coltello	Spindle shaft	Arbre porte couteau	Messerwelle	3
10	0006639	Linguetta 8x7x25	Key 8x7x25	Clavette 8x7x25	Schlüssel 8x7x25	3
11	0006641	Coltello standard	Standard blade	Couteau standard	Standard Messer	3
12	0008560	Molla a tazza	Spring washer	Ressort à disque	Tellerfeder	3
13	0008559	Vite fissa coltello	Blade bolt	Vis de fixation couteau	Schraube	3
14	0006698	Dado autobloccante D.25	Locking nut D.25	Ecrou autobloquant D.25	Selbst-sperrende Mutter D.25	3
15	0030156	Dado D.10	Nut D.10	Ecrou D.10	Mutter D.10	12

Rotomec: Cyclone SHI

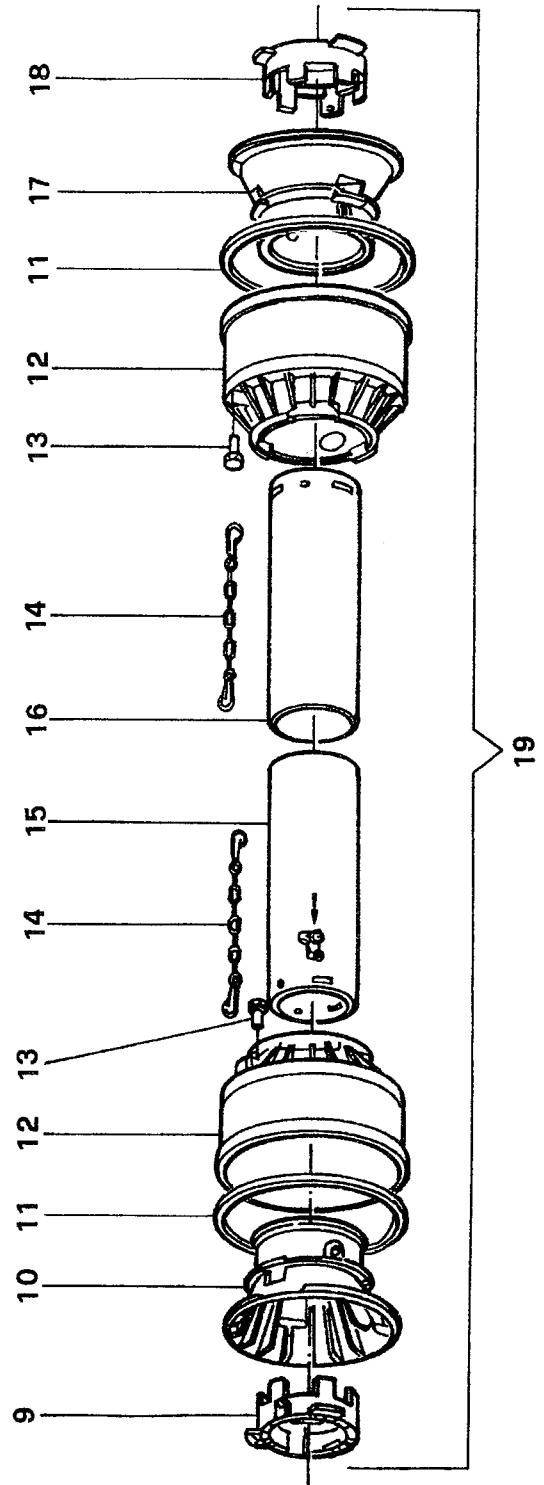
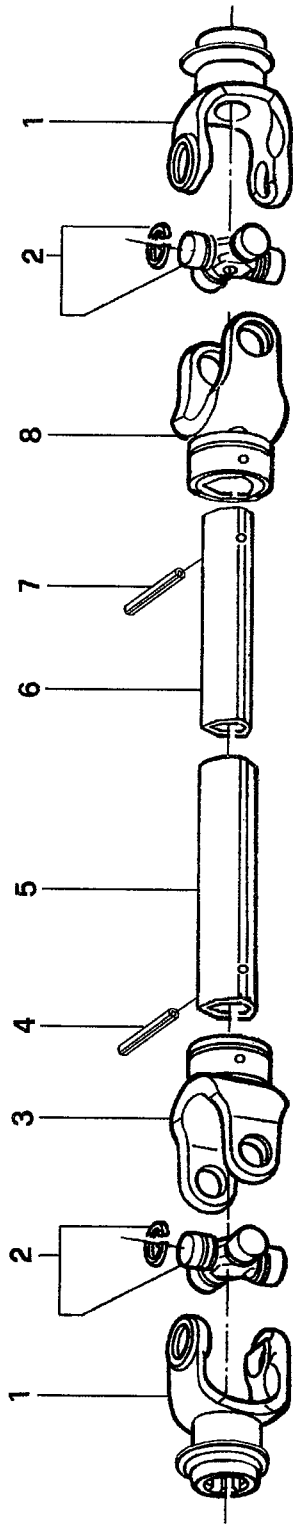


Rotomec: Cyclone 'SHI'



N.	COD.	DESCRIZIONE	DESCRIPTION	DESCRIPTION	BESCHREIBUNG	N.
1	0051891S	Semiscatola senza foro	Gearbox housing without hole	Demi-boîtier sans trou	Gehäusehälfte ohne Bohrung	2
2	0017493	Pignone conico	Pinion gear	Pignon conique	Kegelrad	1
3	0008984	Corona conica	Ring gear	Couronne conique	Tellerrad	1
4	0017107	Albero porta corona	Ring gear shaft	Arbre porte couronne	Tellerradwelle	1
5	0006639	Linguetta 8x7x25	Key 8x7x25	Clavette 8x7x25	Schlüssel 8x7x25	2
6	0025332	Cuscinetto 6207	Bearing 6207	Roulement 6207	Lager 6207	2
7	0010196	Distanziale	Spacer	Entretoise	Distanzstück	1
8	0034196	Anello di spessoramento	Spacer washer	Anneau d'épaisseur	Distanzring	1
9	0042122	Seeger esterno D.35	Outer snap ring D.35	Circlip externe D.35	Außenseegerring D.35	1
10	0002295	Paraolio 35.62.10	Oil seal 35.62.10	Pare-huile 35.62.10	Simmering 35.62.10	1
11	0012149	Cuscinetto 6208	Bearing 6208	Roulement 6208	Lager 6208	2
12	0010192	Paraolio 40.68.10	Oil seal 40.68.10	Pare-huile 40.68.10	Simmering 40.68.10	1
13	0017125	Tappo superiore di chiusura	Top locking cap	Bouchon supérieur	Obendeckel	1
14	0010177	Sfiatatoio	Breather cap	Bouchon d'huile	Gehäuseentlüfter	1
15	0008601	Guarnizione	Gasket	Joint d'étanchéité	Dichtung	1
16	0010171	Vite TCEI 8x50	Bolt TCEI 8x50	Vis TCEI 8x50	Schraube TCEI 8x50	8
17	0001806	Dado D.8	Nut D.8	Ecrou D.8	Mutter D.8	8
18	0017475	Piastra fissa protezione p.d.f.	Locking input shaft cover plate	Plaque ferme protection p.d.f.	Zapfwelleschutzplatte	1
19	0017528	Vite TE 10x170	Bolt TE 10x170	Vis TE 10x170	Schraube TE 10x170	1
20	0017085S	Supporto posteriore scatola	Rear gearbox support	Soutien boîtier arrière	Hintergetriebelager	1
21	0017081S	Supporto anteriore scatola	Front gearbox support	Soutien boîtier antérieur	Vordergetriebelager	1
22	0023265	Vite TE 12x40	Bolt TE 12x40	Vis TE 12x40	Schraube TE 12x40	2
23	0030064	Dado D.12	Nut D.12	Ecrou D.12	Mutter D.12	4
24	0050013	Vite TE 10x160	Bolt TE 10x160	Vis TE 10x160	Schraube TE 10x160	1
25	0003038	Dado D.12	Nut D.12	Ecrou D.12	Mutter D.12	4
26	0002034	Rondella piana D.10	Flat washer D.10	Rondelle plate D.10	Flache Scheibe D.10	4
27	0030156	Dado D.10	Nut D.10	Ecrou D.10	Mutter D.10	2
28	0017460	Puleggia SPB 160x1	Pulley SPB 160x1	Poulie SPB 160x1	Riemenscheibe SPB 160x1	1
29	0051776	Rondella piana D.11	Flat washer D.11	Rondelle plate D.11	Flache Scheibe D.11	1
30	0014466	Protezione cardano	Pto shaft protection	Protection arbre	Gelenkwellenschutz	1
31	0015646	Vite TE 10x25	Bolt TE 10x25	Vis TE 10x25	Schraube TE 10x25	1
32	0007255	Vite TE 12x35	Bolt TE 12x35	Vis TE 12x35	Schraube TE 12x35	2
33	0017525	Piatto di fermo in alzata	Plate lift stop	Arrêt plaque	Platteverriegelung	1
34	0011210	Vite TC 6x12	Bolt TC 6x12	Vis TC 6x12	Schraube TC 6x12	2
35	0011209	Rondella piana D.6	Flat washer D.6	Rondelle plate D.6	Flache Scheibe D.6	2
	0500663	Gruppo scatola	Gearbox	Boîtier	Gehäusegruppe	

Rotomec: Cyclone 'SHI'



Rotomec: Cyclone 'SHI'



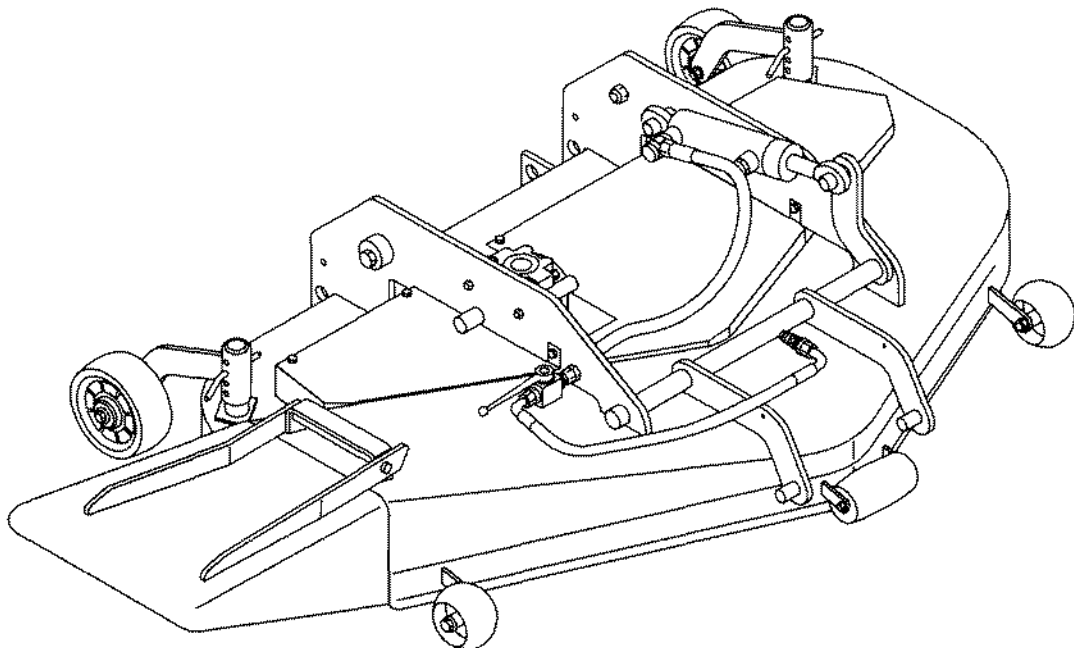
N.	COD.	DESCRIZIONE	DESCRIPTION	DESCRIPTION	BESCHREIBUNG	N.
1	1011115C	Forcella P.D.F.	PTO Yoke	Fourche P.D.F.	Aufsteckgabel	2
2	1001010C	Crociera	Cross & Bearing	Croisillon	Kreuzgelenk	2
3	1701027C	Forcella tubo esterno	Female yoke	Fourche femelle	Außenrohrgabel	1
4	6330850C	Spina elastica 8x50	Roll pin 8x50	Goupille élastique 8x50	Spannstift 8x50	1
5	1521039C	Albero esterno	Female shaft	Arbre femelle complet	Außenwelle	1
6	1520039C	Albero interno	Male shaft	Arbre mâle complet	Innenwelle	1
7	6330845C	Spina elastica 8x45	Roll pin 8x45	Goupille élastique 8x45	Spannstift 8x45	1
8	1701029C	Forcella tubo interno	Male yoke	Fourche mâle	Innenrohrgabel	1
9	1781210C	Anello tubo esterno	Outer tube locking ring	Anneau tube externe	Außenrohrring	1
10	1784201C	Controcuffia tubo esterno	Outer tube rigid cone	Contre coiffe tube externe	Außenrohrgegentopf	1
11	1213233C	Anello di rinforzo	Stiffening ring	Anneau de renforcement	Verstärkungsring	2
12	1784203C	Cuffia esterna	Outer cone	Coiffe externe	Außenschutztopf	2
13	1784212C	Spina di bloccaggio	Pin	Goupille	Haltestift	2
14	1006065C	Catenella	Chain	Chaîne	Kette	2
15	1773031C	Tubo protezione esterna	Female tube shield	Tube protection femelle	Außenschutzrohr	1
16	1872031C	Tubo protezione interna	Male tube shield	Tube protection mâle	Innenschutzrohr	1
17	1784202C	Controcuffia tubo interno	Inner tube rigid cone	Contre - coiffe tube interne	Innenrohrgegentopf	1
18	1781211C	Anello tubo interno	Inner locking ring	Anneau tube interne	Innenrohrring	1
19	90SS1031C	Protezione completa	Complete shielding	Protection complète	Kompletter Schutz	1
	0500472	Cardano	PTO shaft	Arbre à cardan	Kardangelenk	1

Ersatzteilliste
Spare parts list
Liste de pièces de rechange

YANMAR

A1 - A22

**Hako-Zwischenachsmäher (8185)
für Hakotrac 2100 DA und
YANMAR-Trac Ke 200H**



88-60-1051

Bestellbedingungen

D

Bestellen Sie Ersatzteile grundsätzlich bei Ihrer Hako-Werksvertretung und machen Sie folgende Angaben:

1. Gerätetyp, Motor- und Gerätenummer.
2. Genaue Bezeichnung des gewünschten Teiles sowie die **Bestellnummer**.
Keine Bildnummer angeben.
3. Art des Versandes: z. B. Post, Fracht oder Expres.
4. Genaue Anschrift mit Postleitzahl; bei Bahnversand Stationsbezeichnung.
5. In Zweifelsfällen Muster einsenden. Lieferschein oder Begleitschreiben beigegeben.
6. Rückgabe der Musterteile erfolgt nur, wenn ausdrücklich verlangt.

Verwenden Sie nur Original-Ersatzteile!

GB

Spare parts orders should be sent to your Hako agency.

When ordering spare parts please state the following:

1. Type of machine, serial number of machine and engine.
2. Exact designation of the required spare parts as well as **part number**, but without picture number.
3. Mode of transport: post, railway etc.
4. Correct and full address, in case of transport by railway indicate name of station.
5. In case of doubt please send the defective part as sample together with a delivery sheet or a letter.
6. The sample will be scrapped if not informed otherwise.

Please use original spare parts only.

F

Veillez commander les pièces de rechange chez votre agence Hako.


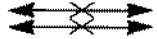
Commandant des pièces il faut indiquer les détails suivants:

1. Type de machine, no. de moteur et de série.
2. Désignation exacte de la pièce demandée ainsi que les **numéros de commande**, mais ne pas les numéros des illustrations.
3. Mode de transport: par poste, chemin de fer etc.
4. Adresse correcte et complète, en cas de transport par chemin de fer: station.
5. En cas de doute, veuillez envoyer la pièce défectueuse comme échantillon, en ajoutant un bon de livraison ou une lettre.
6. Retour de l'échantillon sera seulement effectué sur demande.

Utilisez seulement des pièces de rechange originaux svp.

	Mikrofiche	Seite
Anbauteile Gelenkwelle	A8	3
Mähergehäuse	A10/A12	5/5a
Messerlagerung	A14	7
Getriebe	A16	9
Spannrolle	A18	11
Stützrad	A20	13
Hydraulik	A22	15



Gültig ab : Dezember 1999

N	Alt  Neu	Neues Teil ist austauschbar für altes Teil aber nicht umgekehrt
S	Alt  Neu	Neues Teil ist nicht austauschbar für altes Teil und umgekehrt
W		Neues Teil ergänzt
K		Satzweise austauschbar siehe KUD-Rundschreiben
X		Sicherheitsteil

Achten Sie bei erforderlichen Instandsetzungsarbeiten bitte darauf, daß nur Original-Ersatzteile verwendet werden. Denn nur Original-Ersatzteile geben Ihnen die Gewähr für eine stete und zuverlässige Einsatzbereitschaft Ihres Gerätes.

	Microfiche	Page
Mounting parts cardan shaft	A8	3
Mower housing	A10/A12	5/5a
Blade bearing	A14	7
Gear box	A16	9
Tensioning sheare	A18	11
Support wheel	A20	13
Hydraulic	A22	15

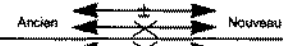

Valid from : December 1999

N	Old  New	New Part is interchangeable for Old Part but not interchangeable conversely
S	Old  New	New Part is not interchangeable for Old Part and vice versa
W		Part newly added
K		Complete sets interchangeable see KUD-Circular letter
X		Safety part

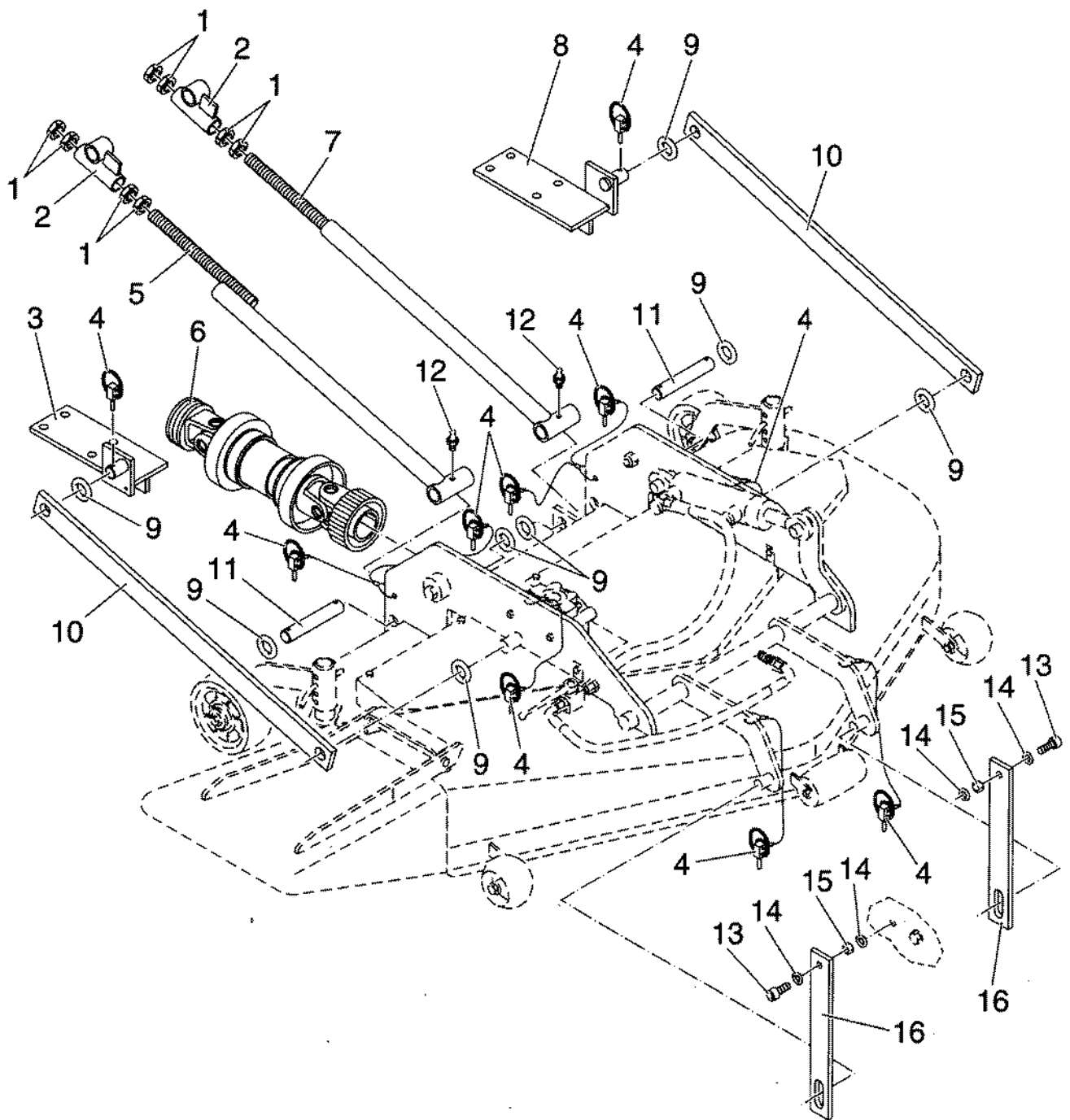
In case of possibly necessary repair works, please pay attention that only original spare parts are used, since only original spare parts will guarantee that your machine is constantly and reliably ready to operate.

	Microfiche	Page
Pièces de montage arbre articulé. A8		3
Carter de tondense A10/A12		5/5a
Palier de lame coupe. A14		7
Engrenage A16		9
Galet tendeur A18		11
Roue de appui A20		13
Hydraulique. A22		15

Valable à partir : Decembre 1999

N		La nouvelle pièce peut remplacer l'ancienne mais l'inverse n'est pas possible
S		La nouvelle et l'ancienne pièce ne sont pas interchangeable
W		La nouvelle pièce est complétée
K		Pièce peut être remplacée par un kit(voir la circulaire correspondante du Service Après-Vente)
X		Elément de sécurité

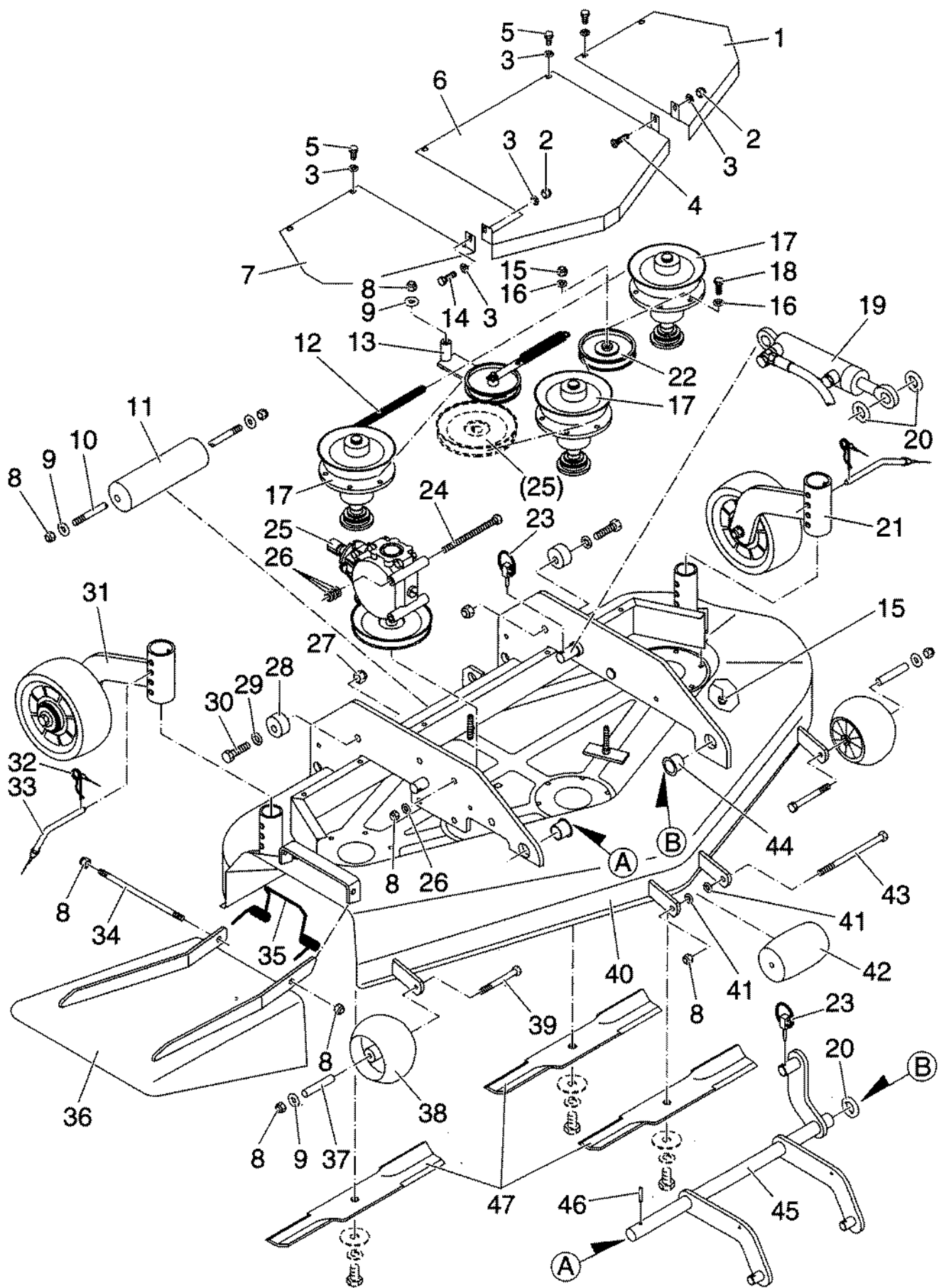
Dans le cas où des réparations deviennent nécessaires, veillez à ce que seulement des pièces de rechange originales soient utilisées. Car seulement les pièces de rechange originales vous garantissent que vous pouvez compter constamment à ce que votre machine est prête à fonctionner.



Anbauteile Gelenkwelle
Mounting parts cardan shaft
Pièces de montage arbre articulé

8

Bild Item Rép.	Best.-Nr. PN Réf. No.	Stck. Qty. Qté.	Teilbezeichnung	Description	Désignation	Abmessungen Measurement Mesurage	DIN ISO
1	105-614	8	Sechskantmutter	Hexagon nut	Ecrou à 6 pans	M 20	934
2	105-615	2	Kreuzgelenk	Cardan joint	Cardan		
3	105-616	1	Koppelhalter, re.	Coupling retainer, right hand side	Module de couplage, droit		
4	71-009	8	Klappstecker	Folding plug	Broche	5 x 32	11023
5	105-617	1	Koppel, re	Coupling module, right hand side	Module de couplage, droit		
6	105-618	1	Gelenkwelle	Cardan shaft	Arbre articulé		
7	105-619	1	Koppel, li	Coupling module, left hand side	Module de couplage, à gauche		
8	105-620	1	Koppelhalter, li	Coupling retainer, left hand side	Module de couplage, à gauche		
9	05-381	8	Scheibe	Washer	Rondelle	B 21	125
10	105-621	2	Koppel, oben	Upper coupling	Bielle supérieure		
11	105-622	2	Bolzen	Bolt	Boulon		
12	02-591	2	Schmiernippel	Grease nipple	Graisser	AM 8 x 1	71412
13	15-099	2	Zylinderschraube	Cylinder screw	Vis à cylindre	M 10 x 40	7984
14	05-376	4	Scheibe	Washer	Rondelle	B 10,5	125
15	05-336	2	Sechskantmutter	Hexagon nut	Ecrou à 6 pans	M 10	934
16	105-623	2	Stütze	Support	Support		



Mähergehäuse - Prallblech - Verkleidung - Mähmesser
Mower housing - Protective plate - Covering - Mowerblade
Carter de tondense - Tôle de protection - Revêtement - Lame coupe

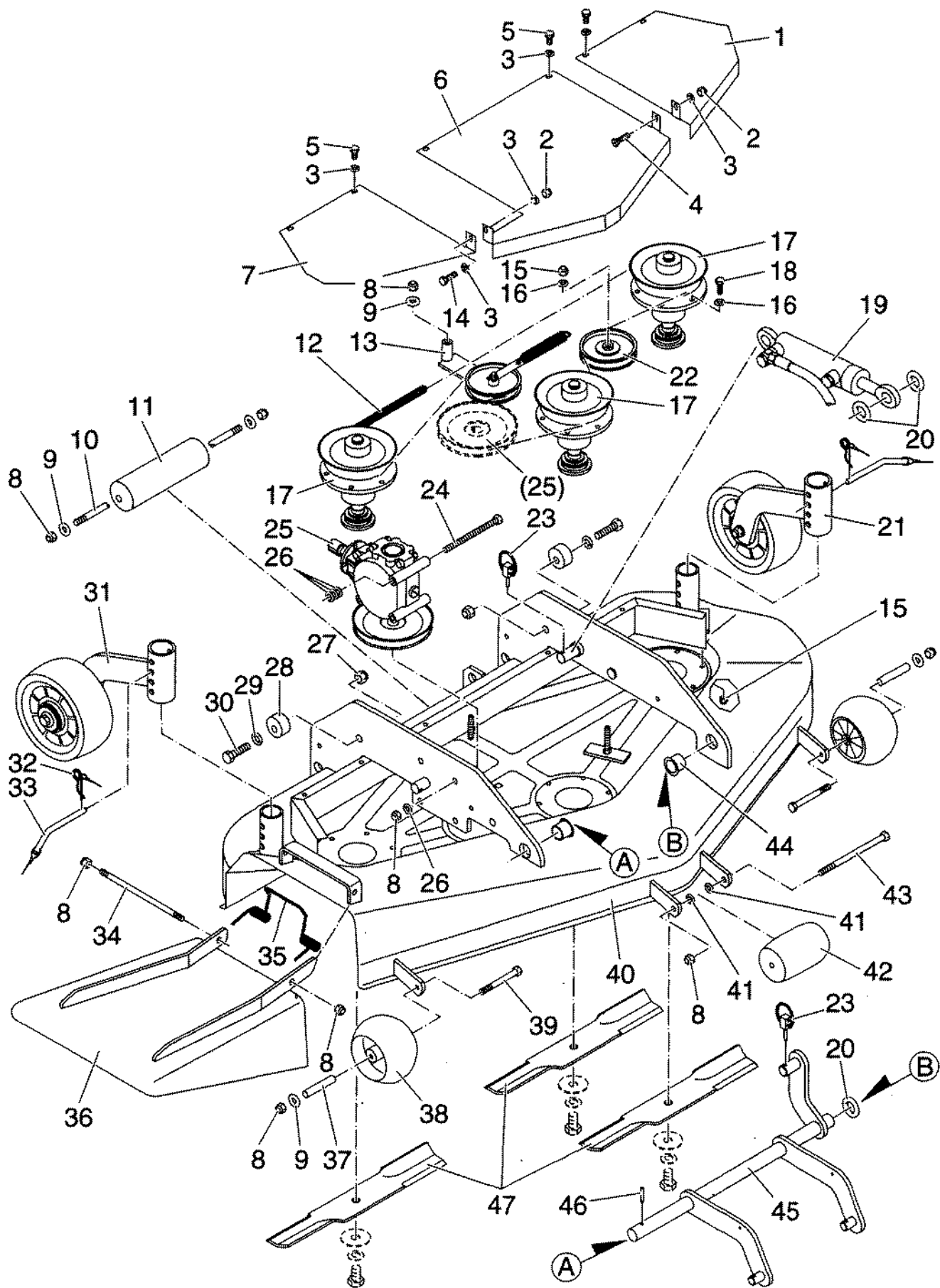
10

Bild Item Rép.	Best.-Nr. PN Réf. No.	Stck. Qty. Qté.	Teilbezeichnung	Description	Désignation	Abmessungen Measurement Mesurage	DIN ISO
1		1	Verkleidung, links	Covering, left hand side	Revêtement, à gauche		
2	05-152	2	Sechskantmutter	Hexagon nut	Ecrou à 6 pans	M 6	985
3	05-373	9	Scheibe	Washer	Rondelle	B 6,4	125
4	02-131	1	Senkschraube	Countersunk screw	Vis noyée	M 6 x 20	965
5	10-450	6	Sechskantschraube	Hexagon bolt	Vis à 6 pans	M 6 x 12	933
6		1	Verkleidung, mitte	Covering, middle	Revêtement, centre		
7		1	Verkleidung, rechts	Covering, right hand side	Revêtement, droit		
8	05-150	12	Sechskantmutter	Hexagon nut	Ecrou à 6 pans	M 10	985
9	04-652	5	Scheibe	Washer	Rondelle	B 10,5	9021
10	69-325	1	Welle	Shaft	Arbre		
11	69-323	1	Rolle	Roller	Galet		
12	105-107	1	Keilriemen	V-belt	Courroie trapézoïdale	17 x 2850 LI	
13		1	Spannrolle, kpl.	Tensioning sheare, complete	Galet tendeur, complète		
14	05-302	1	Sechskantschraube	Hexagon bolt	Vis à 6 pans	M 6 x 20	933
15	05-151	19	Sechskantmutter	Hexagon nut	Ecrou à 6 pans	M 8	985
16	05-375	19	Scheibe	Washer	Rondelle	B 8,4	125
17		3	Messerlagerung, kpl.	Blade bearing complete	Porte-lame, compl.		
18	05-310	18	Sechskantschraube	Hexagon bolt	Vis à 6 pans	M 8 x 25	933
19		1	Hydraulik	Hydraulic	Hydraulique		
20	05-381	3	Scheibe	Washer	Rondelle	B 21	125
21		1	Rad, kpl. li	Wheel assembly left hand side	Roue, compl. à gauche		
22	105-106	1	Umlenkrolle	Turning roller	Poulie de guidage		
23	71-009	2	Klappstecker	Folding plug	Broche	5 x 32	11023
24	103-155	4	Sechskantschraube	Hexagon bolt	Vis à 6 pans	M 10 x 130	933
25		1	Getriebe, kpl.	Gear box assembly	Engrenage, compl.		
26	05-376	16	Scheibe	Washer	Rondelle	B 10,5	125
27	05-149	2	Sechskantmutter	Hexagon nut	Ecrou à 6 pans	M 12	985
28	105-627	2	Exzenter	Cam	Came		
29	105-628	2	Federring	Spring washer	Rondelle-ressort	12	127
30	12-106	2	Sechskantschraube	Hexagon bolt	Vis à 6 pans	M 12 x 45	933
31		1	Rad, kpl. re.	Wheel assembly, right hand side	Roue, compl. droit		
32	74-127	2	Federstecker	Spring loaded pin	Goupille à ressort	2,5	11024
33	69-328	2	Vorstecker	Setent pin	Goupille de retenue		
34	105-629	1	Stange	Rod	Tige		
35	105-630	1	Biegefeder	Spiral spring	Ressort à spirale		
36	105-631	1	Prallblech	Protective plate	Tôle de protection		
37	105-632	2	Hülse	Sleeve	Douille		
38	105-633	2	Rad	Wheel	Roue		
39	105-634	2	Sechskantschraube	Hexagon bolt	Vis à 6 pans	M 10 x 90	931
40	105-635	1	Mähergehäuse	Mower housing	Carter de tondense		
41	52-578	2	Scheibe	Washer	Rondelle		
42	21-205	1	Rolle	Roller	Galet		

Forts. Seite 5a

Cont. on page 5a

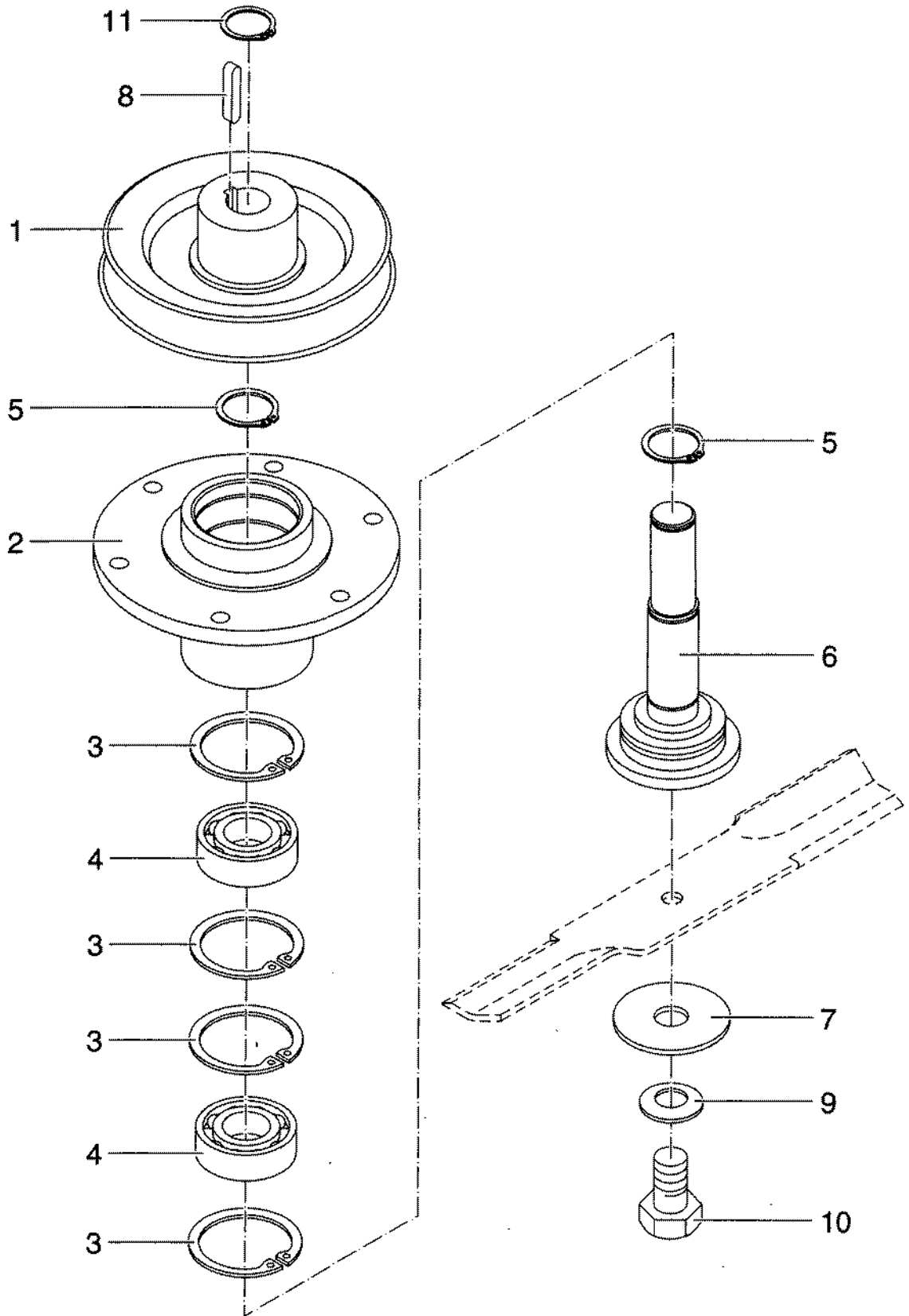
Suite à la page 5a



Mähergehäuse - Prallblech - Verkleidung - Mähmesser
Mower housing - Protective plate - Covering - Mowerblade
Carter de tondeuse - Tôle de protection - Revêtement - Lame coupe

12

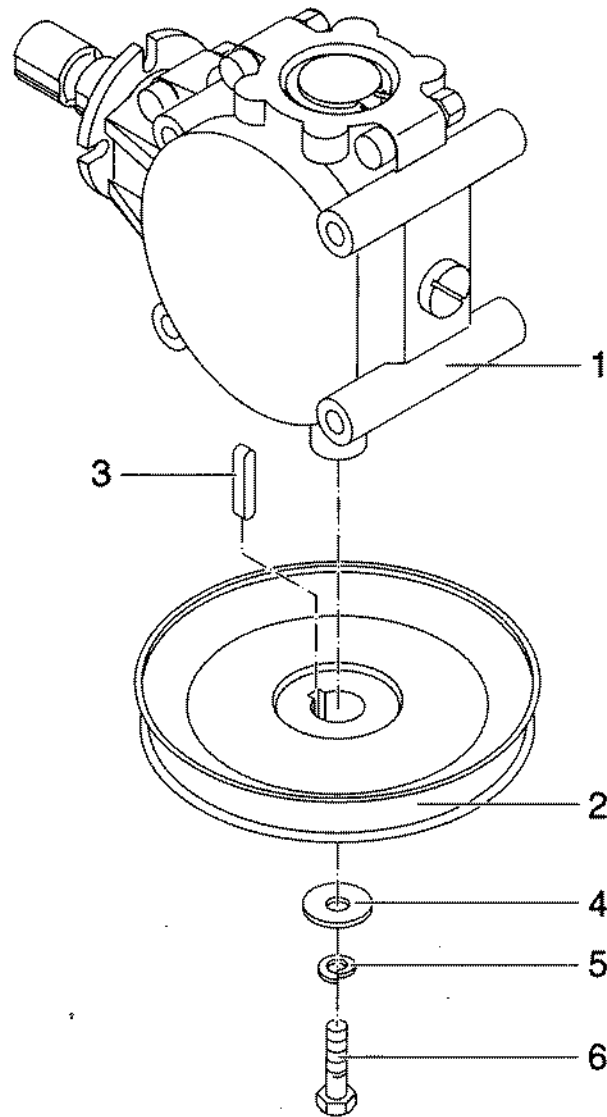
Bild Item Rép.	Best.-Nr. PN Réf. No.	Stück. Qty. Qté.	Teilbezeichnung	Description	Désignation	Abmessungen Measurement Mesurage	DIN ISO
43	12-210	1	Sechskantschraube	Hexagon bolt	Vis à 6 pans	M 10 x 160	931
44	02-210	2	Buchse	Bushing	Bouille	BB 2522 DU-B	
45	105-624	1	Aushub	Excavation	Déblai		
46	105-625	1	Spannstift	Spring dowel sleeve	Goupille de serrage	5 x 30	1481
47	16-151	3	Mähmesser	Mowerblade	Lame coupe		



Messerlagerung
Blade bearing
Palier de lame coupe

14

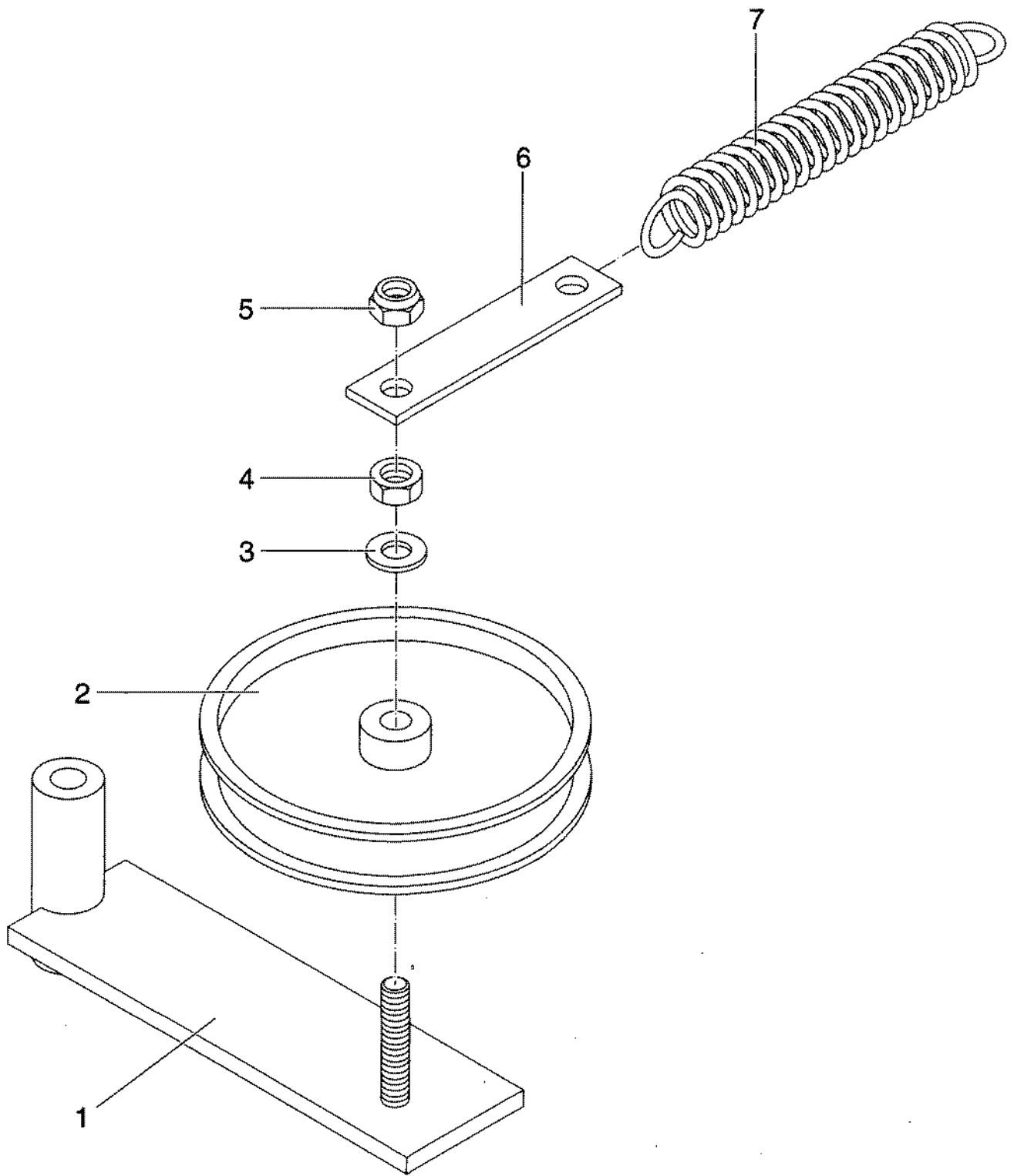
Bild Item Rép.	Best.-Nr. PN Réf. No.	Stck. Qty. Qté.	Teilbezeichnung	Description	Désignation	Abmessungen Measurement Mesurage	DIN ISO
1	105-108	1	Keilriemenscheibe	V-belt pulley	Poulie de la courroie trapézoïdale		
2	102-513	1	Lagergehäuse	Bearing housing	Carter du palier		
3	02-247	4	Sicherungsring	Retaining ring	Circlips	52x2	472
4	07-755	2	Kugellager	Ball bearing	Roulement à billes	6205-2RS	625
5	02-246	2	Sicherungsring	Retaining ring	Circlips	25x1,2	471
6	102-517	1	Messerwelle	Blade shaft	Arbre, lame de coupe		
7	53-986	1	Scheibe	Washer	Rondelle		
8	105-112	1	Paßfelder	Adjust spring	Ressort d'ajustage	A 6x6x32	6885
9	53-989	1	Tellerfelder	Cup spring	Ressort à disque	B 31,5	2093
10	97-407	1	Sechskantschraube	Hexagon bolt	Vis à 6 pans	M16x1,5x30	961
11	12-536	1	Sicherungsring	Retaining ring	Circlips	22x1,2	471



Getriebe
Gear box
Engrenage

16

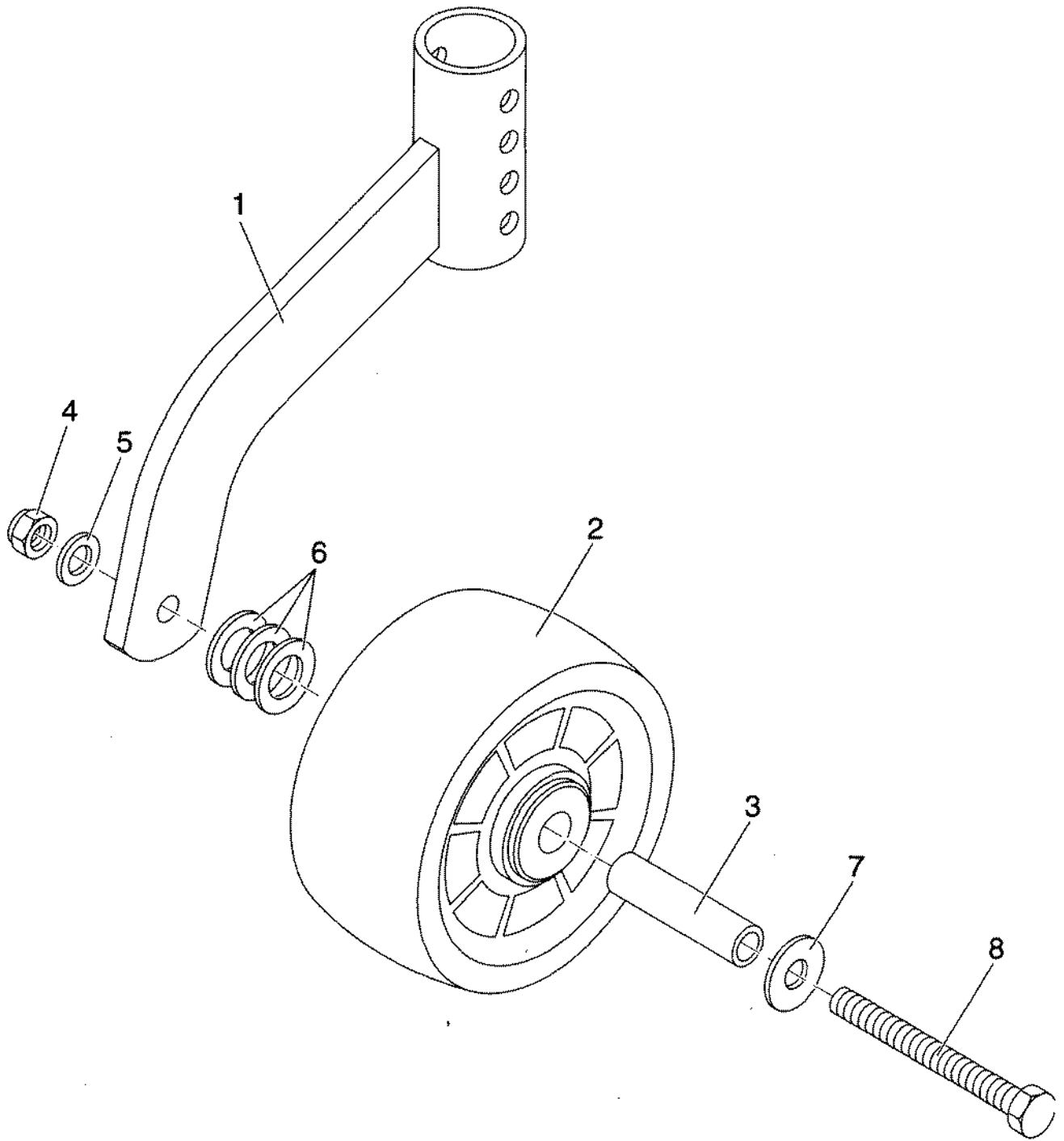
Bild Item Rép.	Best.-Nr. PN Réf. No.	Stck. Qty. Qté.	Teilbezeichnung	Description	Désignation	Abmessungen Measurement Mesurage	DIN ISO
1	105-639	1	Getriebe	Gear box	Engrenage		
2	105-640	1	Keilriemenscheibe	V-belt pulley	Poulie de la courroie trapézoïdale		
3	105-112	1	Paßfelder	Adjust spring	Ressort d'ajustage	A6x6x32	6885
4	02-707	1	Scheibe	Washer	Rondelle	R9	440
5	05-341	1	Federring	Spring washer	Rondelle-ressort	A8	128
6	05-469	1	Sechskantschraube	Hexagon bolt	Vis à 6 pans	M8x35	933



Spannrolle
Tensioning sheare
Galet tendeur

18

Bild Item Rép.	Best.-Nr. PN Réf. No.	Stck. Qty. Qté.	Teilbezeichnung	Description	Désignation	Abmessungen Measurement Mesurage	DIN ISO
1	105-641	1	Spannhebel	Tensioning lever	Levier de tension		
2	105-106	1	Spannrolle	Tensioning sheare	Galet tendeur		
3	05-375	1	Scheibe	Washer	Rondelle	B 8,4	125
4	05-335	1	Sechskantmutter	Hexagon nut	Ecrou à 6 pans	M 8	934
5	05-151	1	Sechskantmutter	Hexagon nut	Ecrou à 6 pans	M 8	985
6	105-642	1	Spannblech	Tension plate	Toile de serrage		
7	105-120	1	Zugfeder	Pull spring	Ressort de traction		



Stützrad
Support wheel
Roue de appui

20

Bild Item Rép.	Best.-Nr. PN Ref. No.	Stck. Qty. Qté.	Teilbezeichnung	Description	Désignation	Abmessungen Measurement Mesurage	DIN ISO
1	105-643	1	Radhalter	Wheel carrier	Port-roue		
2	105-407	1	Rad	Wheel	Roue		
3	105-644	1	Buchse	Bushing	Bouille		
4	05-149	1	Sechskantmutter	Hexagon nut	Ecrou à 6 pans	M12	985
5	05-377	1	Scheibe	Washer	Rondelle	B13	125
6	05-381	3	Scheibe	Washer	Rondelle	B21	125
7	13-261	1	Scheibe	Washer	Rondelle	B13	9012
8	12-800	1	Sechskantschraube	Hexagon bolt	Vis à 6 pans	M12x110	933

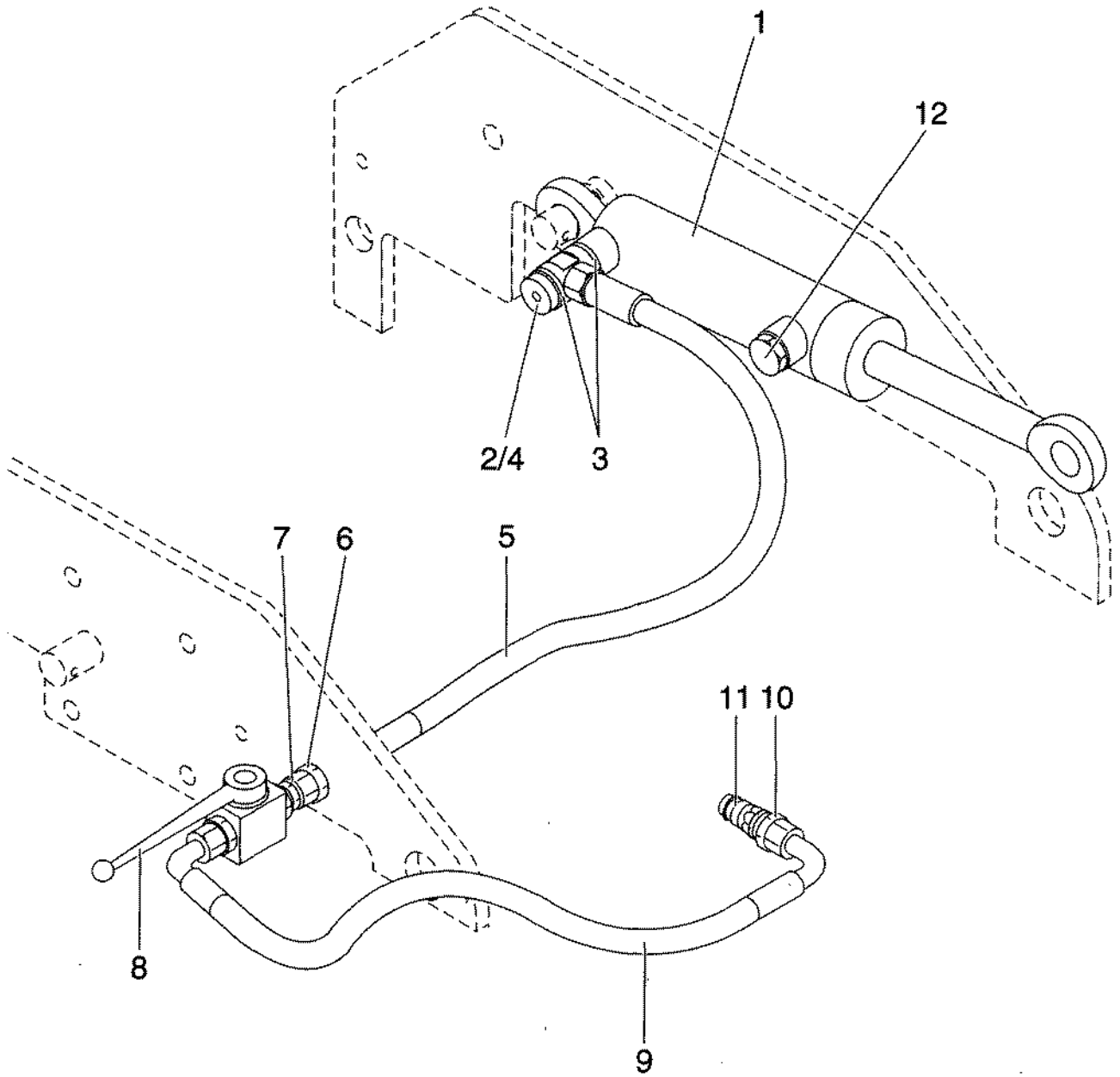


Bild Item Rép.	Best.-Nr. PN Réf. No.	Stok. Qty. Qté.	Teilbezeichnung	Description	Désignation	Abmessungen Measurement Mesurage	DIN ISO
1	105-645	1	Hydraulikzylinder	Hydraulic cylinder	Vérin hydraulique		
2	87-205	1	Scheibe	Washer	Rondelle		
3	07-521	2	Usitring	Usit-ring	Bague Usit	12,7x18x1,5	
4	07-783	1	Hohlschraube	Hollow screw	Vis à creux	A6	7623
5	19-194	1	H.D.-Schlauch	H.P. hose	Tuyau H.P.	NW 6x700	
6	105-647	1	Schottverschraubung	Bulkhead screw fitting	Vissage de cloison		
7	105-648	1	Dichtkegel- verschraubung	Conical nipple screw fitting	Boulonnage conique d'étanchéification		
8	105-649	1	Blockkugelhahn	Block ball valve	Robinet à boisseau sphérique de bloc		
9	105-650	1	Hydraulikschlauch	Hydraulic hose	Tuyau hydraulique		
10	105-651	1	Gewinde- Einschraubversch.	Threaded screw in fitting	Fermeture vissée		
11	105-652	1	Hydraulikstecker	Hydraulic connector	Connecteur hydraulique		
12	105-654	1	Schraubstopfen	Screwed plug	Bouchon visser	700/M12x1,5	